



2021
TOWN BUDGET
TOWN OF SAND LAKE
RENSSELAER COUNTY

I, **Barbara Hansen**, Town Clerk of the Town of Sand Lake, certify that the following is a true and correct copy of the 2021 Budget of the Town of Sand Lake as presented by the Town Board on the 11th day of November, 2020. This Budget was adopted by Resolution #2020-11-89.




Town Clerk



Dated: November 12, 2020

**TOWN OF SAND LAKE
2021
TOWN BUDGET**



**Nancy Perry, Town Supervisor
November 11, 2020**

| TOWN OF SAND LAKE | | | | | |
|-----------------------------|-----------------------|------------------|------------------|---------------|------------------|
| SUMMARY OF 2021 TOWN BUDGET | | | | | |
| CODE | FUND | APPROPRIATION | EST. REVENUE | APP. FUND BAL | TAX LEVY |
| A | GENERAL | \$1,842,628 | \$1,590,964 | \$35,483 | \$216,181 |
| DA | HIGHWAY | \$1,680,712 | \$216,899 | \$0 | \$1,463,813 |
| L | LIBRARY | \$173,129 | \$31,635 | \$0 | \$141,494 |
| | | | | | |
| | DISTRICTS | | | | |
| SL | LIGHT DISTRICT | \$73,000 | \$50 | \$0 | \$72,950 |
| SS1 | SEWER DISTRICT | \$459,382 | \$328,307 | \$0 | \$131,075 |
| SS2 | SEWER DISTRICT | \$71,451 | \$67,740 | \$3,711 | \$0 |
| | | | | | |
| | TOTAL FOR TOWN | 4,300,302 | 2,235,595 | 39,194 | 2,025,513 |
| | | | | | |
| SF1 | W SAND LAKE FIRE | 768,450 | 1,500 | 0 | 766,950 |
| SF2 | AVERL PK SAND LK | 634,948 | 1,000 | 8,000 | 625,948 |
| SF3 | TAB FIRE | 112,783 | 500 | 1,653 | 110,630 |
| | | | | | |
| | TOTALS | 5,816,483 | 2,238,595 | 48,847 | 3,529,041 |

| COMPUTATION EST TAX RATES | | | | | |
|---------------------------|------------------|--------------|-------------------|---------------------|---------------|
| CODE | FUND | TAX LEVY | ASSESS. VALUATION | 2021 EST TAX RATE/K | 2020 Tax Rate |
| A | GENERAL | \$216,181 | 758674099 | 0.284945 | 0.237604 |
| DA | HIGHWAY | \$1,463,813 | 758674099 | 1.929436 | 1.991401 |
| L | LIBRARY | \$141,494 | 758674099 | 0.186502 | 0.185496 |
| | | | | | |
| | DISTRICTS | | | | |
| SL | LIGHT DISTRICT | \$72,950 | 787967563 | 0.092580 | 0.093274 |
| SS | SEWER DISTRICT 1 | \$131,075 | 466141090 | 0.281192 | 0.284845 |
| SS2 | SEWER DISTRICT 2 | \$0.25 | 0 | | |
| SF1 | W SAND LAKE FIRE | \$766,950.00 | 369020511 | 2.078340 | 2.010537 |
| SF2 | AVERL PK SAND LK | \$625,948.00 | 355794711 | 1.759295 | 1.754203 |
| SF3 | TAB FIRE | \$110,630.00 | 63579890 | 1.740016 | 1.709642 |

2020 Comparison

| | FUND | APPROPRIATION | EST. REVENUE | APP. FUND BAL | TAX LEVY |
|--------------|------------------|---------------|--------------|---------------|--------------------|
| A | GENERAL | \$1,809,238 | \$1,630,031 | \$0 | \$179,207 |
| DA | HIGHWAY | \$1,687,829 | \$187,851 | \$0 | \$1,499,978 |
| L | LIBRARY | \$174,462 | \$32,968 | \$0 | \$141,494 |
| SL1 | CONSOL LIGHT | \$73,000 | \$50 | \$0 | \$72,950 |
| SS1 | SEWER DISTRICT 1 | \$459,436 | \$327,552 | \$0 | \$131,884 |
| TOTAL | | | | \$0 | \$2,025,513 |

| | | TOWN OF SAND LAKE | | | | | |
|--------------------------------------|-------------|-----------------------------|---------------|---------------|---------------|---------------|---------------|
| | | 2021 BUDGET | | | | | |
| | | GENERAL FUND APPROPRIATIONS | | | | | |
| ACCOUNT | CODE | 2019 | 2020 | 2020 | 2021 | 2021 | 2021 |
| GENERAL GOV.SUPPORT | | | ADOPTED | REVISED | TENTATIVE | PRELIMINARY | ADOPTED |
| | | ACTUAL | BUDGET | BUDGET | BUDGET | BUDGET | BUDGET |
| TOWN BOARD | 1010 | | | | | | |
| PERSONAL SERVICES | 1 | | | | | | |
| Town Board Members (4) | | 34,072 | 34,072 | 34,072 | 34,072 | 34,072 | 34,072 |
| CONTRACTUAL | 4 | 3,720 | 5,000 | 5,000 | 5,000 | 5,000 | 5,000 |
| TOTAL TOWN BOARD | | 37,792 | 39,072 | 39,072 | 39,072 | 39,072 | 39,072 |
| TOWN JUSTICE | 1110 | | | | | | |
| PERSONAL SERVICES | 1 | | | | | | |
| Justices (2) | | 27,652 | 27,652 | 27,652 | 27,652 | 27,652 | 27,652 |
| Court Administrator(not to exc 37.5) | | 37,176 | 36,312 | 37,512 | 35,627 | 35,627 | 35,627 |
| Court Clerk (12 hrs.) | | 9,297 | 10,405 | 10,405 | 10,209 | 10,209 | 10,209 |
| Court Officer | | 2,996 | 3,768 | 3,768 | 3,768 | 3,768 | 3,768 |
| EQUIPMENT | 2 | 0 | 0 | 0 | 0 | 0 | 0 |
| CONTRACTUAL | 4 | 1,766 | 3,000 | 3,000 | 3,000 | 3,000 | 3,000 |
| TOTAL TOWN JUSTICES | | 78,887 | 81,137 | 82,337 | 80,256 | 80,256 | 80,256 |
| TOWN SUPERVISOR | 1220 | | | | | | |
| PERSONAL SERVICES | 1 | | | | | | |
| Town Supervisor | | 25,000 | 25,000 | 25,000 | 25,000 | 25,000 | 25,000 |
| Supervisor Assistant | | 0 | 0 | 0 | 0 | 0 | 0 |
| CONTRACTUAL | 4 | 0 | 0 | 0 | 0 | 0 | 0 |
| TOTAL TOWN SUPERVISOR | | 25,000 | 25,000 | 25,000 | 25,000 | 25,000 | 25,000 |
| TOWN COMPTROLLER | 1315 | | | | | | |
| PERSONAL SERVICES | 1 | | | | | | |
| Town Comptroller | | 47,013 | 38,000 | 39,500 | 38,000 | 38,000 | 38,000 |
| CONTRACTUAL | 4 | 171 | 300 | 300 | 200 | 200 | 200 |
| TOTAL TOWN COMPTROLLER | | 47,184 | 38,300 | 39,800 | 38,200 | 38,200 | 38,200 |
| TAX COLLECTOR | 1330 | | | | | | |
| PERSONAL SERVICES | 1 | | | | | | |
| Receiver of Taxes | | 10,180 | 10,180 | 10,180 | 10,180 | 10,180 | 10,180 |
| Deputy Receiver of Taxes | | 3,249 | 3,321 | 3,321 | 3,321 | 3,321 | 3,321 |
| EQUIPMENT | 2 | 552 | 0 | 0 | 0 | 0 | 0 |
| CONTRACTUAL | 4 | 3,221 | 3,280 | 3,280 | 3,400 | 3,400 | 3,400 |
| TOTAL TAX COLLECTOR | | 17,202 | 16,781 | 16,781 | 16,901 | 16,901 | 16,901 |
| BUDGET OFFICER | 1340 | | | | | | |
| PERSONAL SERVICES | 1 | | | | | | |
| Budget Officer | | 2,665 | 2,700 | 2,700 | 2,700 | 2,700 | 2,700 |
| CONTRACTUAL | 4 | 0 | 0 | 0 | 0 | 0 | 0 |
| TOTAL BUDGET OFFICER | | 2,665 | 2,700 | 2,700 | 2,700 | 2,700 | 2,700 |

| | | TOWN OF SAND LAKE | | | | | |
|------------------------------------|------|-----------------------------|---------------|---------------|---------------|---------------|---------------|
| | | 2021 BUDGET | | | | | |
| | | GENERAL FUND APPROPRIATIONS | | | | | |
| ACCOUNT | CODE | 2019 | 2020 | 2020 | 2021 | 2021 | 2021 |
| GENERAL GOV.SUPPORT | | | ADOPTED | REVISED | TENTATIVE | PRELIMINARY | ADOPTED |
| | | ACTUAL | BUDGET | BUDGET | BUDGET | BUDGET | BUDGET |
| ASSESSOR | 1355 | | | | | | |
| PERSONAL SERVICES | 1 | | | | | | |
| Assessor | | 38,950 | 38,968 | 38,968 | 38,968 | 38,968 | 38,968 |
| Assessor Assist. (30 Hrs.) | | 30,098 | 30,894 | 30,894 | 30,467 | 30,467 | 30,467 |
| Data Collector (12 Hrs.) | | 6,589 | 10,503 | 10,503 | 10,303 | 10,303 | 10,303 |
| BAR Secretary | | 365 | 400 | 400 | 400 | 400 | 400 |
| EQUIPMENT | 2 | 0 | 0 | 660 | 0 | 0 | 0 |
| CONTRACTUAL | 4 | 6,572 | 5,017 | 5,017 | 4,000 | 4,000 | 4,000 |
| TOTAL ASSESSOR | | <u>82,574</u> | <u>85,782</u> | <u>86,442</u> | <u>84,138</u> | <u>84,138</u> | <u>84,138</u> |
| TOWN CLERK | 1410 | | | | | | |
| PERSONAL SERVICES | 1 | | | | | | |
| Town Clerk | | 44,388 | 43,888 | 44,888 | 43,888 | 43,888 | 43,888 |
| Dpty Town Clerk (up to 20 hr) | | 14,320 | 17,935 | 17,935 | 17,597 | 17,597 | 17,597 |
| Dpty Clerk (2) up to 28.5 | | 19,779 | 24,997 | 24,997 | 24,468 | 24,468 | 24,468 |
| EQUIPMENT | 2 | 650 | 0 | 0 | 0 | 0 | 0 |
| CONTRACTUAL | 4 | 3,777 | 4,500 | 4,500 | 4,500 | 4,500 | 4,500 |
| TOTAL TOWN CLERK | | <u>82,914</u> | <u>91,320</u> | <u>92,320</u> | <u>90,453</u> | <u>90,453</u> | <u>90,453</u> |
| ATTORNEY | 1420 | | | | | | |
| PERSONAL SERVICES | 1 | | | | | | |
| Town Attorney | | 20,000 | 20,000 | 20,000 | 20,000 | 20,000 | 20,000 |
| Deputy Town Attorney | | 13,000 | 13,000 | 6,500 | 0 | 0 | 0 |
| Court Attorney | | 5,000 | 5,000 | 5,000 | 5,000 | 5,000 | 5,000 |
| CONTRACTUAL | 4 | 32,914 | 6,000 | 25,200 | 19,000 | 19,000 | 19,000 |
| TOTAL TOWN ATTORNEY | | <u>70,914</u> | <u>44,000</u> | <u>56,700</u> | <u>44,000</u> | <u>44,000</u> | <u>44,000</u> |
| PERSONNEL | 1430 | | | | | | |
| PERSONAL SERVICES | 1 | | | | | | |
| Assistant to Comptroller (24hr/wk) | | 28,412 | 20,332 | 20,332 | 25,000 | 25,000 | 25,000 |
| Library clerk (3hr/wk) | | 1,744 | 2,625 | 2,625 | 2,576 | 2,576 | 2,576 |
| EQUIPMENT | 2 | 0 | 0 | 0 | 0 | 0 | 0 |
| CONTRACTUAL | 4 | 85 | 0 | 0 | 0 | 0 | 0 |
| TOTAL PERSONNEL | | <u>30,241</u> | <u>22,957</u> | <u>22,957</u> | <u>27,576</u> | <u>27,576</u> | <u>27,576</u> |
| ENGINEERING | 1440 | | | | | | |
| CONTRACTUAL | 4 | 33,204 | 28,625 | 28,625 | 28,625 | 28,625 | 28,625 |
| TOTAL ENGINEERING | | <u>33,204</u> | <u>28,625</u> | <u>28,625</u> | <u>28,625</u> | <u>28,625</u> | <u>28,625</u> |

| | | TOWN OF SAND LAKE | | | | | |
|-------------------------------------|------|-----------------------------|---------------|---------------|---------------|---------------|---------------|
| | | 2021 BUDGET | | | | | |
| | | GENERAL FUND APPROPRIATIONS | | | | | |
| ACCOUNT | CODE | 2019 | 2020 | 2020 | 2021 | 2021 | 2021 |
| GENERAL GOV.SUPPORT | | | ADOPTED | REVISED | TENTATIVE | PRELIMINARY | ADOPTED |
| | | ACTUAL | BUDGET | BUDGET | BUDGET | BUDGET | BUDGET |
| RECORDS MANAGEMENT | 1460 | | | | | | |
| PERSONAL SERVICES | 1 | 0 | 0 | 0 | 0 | 0 | 0 |
| EQUIPMENT | 2 | 0 | 0 | 0 | 0 | 0 | 0 |
| CONTRACTUAL | 4 | 0 | 5,000 | 5,000 | 2,000 | 2,000 | 2,000 |
| TOTAL RECORDS MGMT | | <u>0</u> | <u>5,000</u> | <u>5,000</u> | <u>2,000</u> | <u>2,000</u> | <u>2,000</u> |
| PUBLIC WORKS | 1490 | | | | | | |
| PERSONAL SERVICES | 1 | | | | | | |
| Commissioner of Public Works | | 73,917 | 75,580 | 75,580 | 75,580 | 75,580 | 75,580 |
| CONTRACTUAL | 4 | 728 | 700 | 700 | 700 | 700 | 700 |
| TOTAL PUBLIC WORKS | | <u>74,645</u> | <u>76,280</u> | <u>76,280</u> | <u>76,280</u> | <u>76,280</u> | <u>76,280</u> |
| BUILDINGS | 1620 | | | | | | |
| PERSONAL SERVICES | 1 | | | | | | |
| Building Maintenance (20 hr/wk) | | 17,806 | 20,299 | 20,299 | 19,916 | 19,916 | 19,916 |
| EQUIPMENT | 2 | 21,056 | 5,000 | 5,000 | 5,000 | 5,000 | 5,000 |
| CONTRACTUAL | 4 | 109,618 | 62,000 | 62,000 | 62,000 | 62,000 | 62,000 |
| CONTRACTUAL- SL ARTS BLDG | 4950 | 0 | 10,000 | 10,000 | 10,000 | 10,000 | 10,000 |
| TOTAL BUILDINGS | | <u>148,480</u> | <u>97,299</u> | <u>97,299</u> | <u>96,916</u> | <u>96,916</u> | <u>96,916</u> |
| CENTRAL COMMUNICATION | 1650 | | | | | | |
| PERSONAL SERVICES | 1 | | | | | | |
| Cable TV Technicians (2) | | 1,886 | 2,232 | 2,232 | 2,232 | 2,232 | 2,232 |
| EQUIPMENT | 2 | 4,268 | 3,300 | 3,300 | 2,000 | 2,000 | 2,000 |
| CONTRACTUAL | 4 | 8,900 | 9,000 | 9,000 | 9,200 | 9,200 | 9,200 |
| TOTAL CNTL COMMUNICATION | | <u>15,054</u> | <u>14,532</u> | <u>14,532</u> | <u>13,432</u> | <u>13,432</u> | <u>13,432</u> |
| CENTRAL STOREROOM | 1660 | | | | | | |
| CONTRACTUAL | 4 | 8,545 | 10,000 | 10,000 | 10,000 | 10,000 | 10,000 |
| TOTAL CENTRAL STOREROOM | | <u>8,545</u> | <u>10,000</u> | <u>10,000</u> | <u>10,000</u> | <u>10,000</u> | <u>10,000</u> |
| CENTRAL PRINT & MAIL | 1670 | | | | | | |
| CONTRACTUAL | 4 | 8,375 | 9,500 | 9,500 | 9,500 | 9,500 | 9,500 |
| TOTAL CENTL PRINT & MAIL | | <u>8,375</u> | <u>9,500</u> | <u>9,500</u> | <u>9,500</u> | <u>9,500</u> | <u>9,500</u> |
| CENTRAL DATA PROCESSING | 1680 | | | | | | |
| EQUIPMENT | 2 | 0 | 0 | 0 | 0 | 0 | 0 |
| CONTRACTUAL | 4 | 20,755 | 21,000 | 23,635 | 22,000 | 22,000 | 22,000 |
| TOTAL CENTL DATA PROCESSING | | <u>20,755</u> | <u>21,000</u> | <u>23,635</u> | <u>22,000</u> | <u>22,000</u> | <u>22,000</u> |

| | | TOWN OF SAND LAKE | | | | | |
|--|------|-----------------------------|----------------|----------------|----------------|----------------|----------------|
| | | 2021 BUDGET | | | | | |
| | | GENERAL FUND APPROPRIATIONS | | | | | |
| ACCOUNT | CODE | 2019 | 2020 | 2020 | 2021 | 2021 | 2021 |
| GENERAL GOV.SUPPORT | | | ADOPTED | REVISED | TENTATIVE | PRELIMINARY | ADOPTED |
| | | ACTUAL | BUDGET | BUDGET | BUDGET | BUDGET | BUDGET |
| UNALLOCATED INSURANCE | 1910 | | | | | | |
| CONTRACTUAL | 4 | 57,418 | 59,000 | 59,244 | 61,150 | 61,150 | 61,150 |
| TOTAL UNALLOCATED INS. | | <u>57,418</u> | <u>59,000</u> | <u>59,244</u> | <u>61,150</u> | <u>61,150</u> | <u>61,150</u> |
| MUNICIPAL ASSN DUES | 1920 | | | | | | |
| CONTRACTUAL | 4 | 1,100 | 1,100 | 1,100 | 1,100 | 1,100 | 1,100 |
| TOTAL MUNICIPAL ASSN DUES | | <u>1,100</u> | <u>1,100</u> | <u>1,100</u> | <u>1,100</u> | <u>1,100</u> | <u>1,100</u> |
| TAX ON MUN PROPERTY | 1950 | | | | | | |
| CONTRACTUAL | 4 | 299 | 300 | 300 | 300 | 300 | 300 |
| TOTAL TAX ON MUNI. PROPERTY | | <u>299</u> | <u>300</u> | <u>300</u> | <u>300</u> | <u>300</u> | <u>300</u> |
| PURCHASE OF LAND | 1940 | 2,380 | 0 | 0 | 0 | 0 | 0 |
| EQUIPMENT/CAP OUTLAY | 2 | <u>2,380</u> | <u>0</u> | <u>0</u> | <u>0</u> | <u>0</u> | <u>0</u> |
| CONTINGENCY | 1990 | | | | | | |
| CONTRACTUAL | 4 | 0 | 14,000 | 9,453 | 14,500 | 14,500 | 14,500 |
| TOTAL CONTINGENCY | | <u>0</u> | <u>14,000</u> | <u>9,453</u> | <u>14,500</u> | <u>14,500</u> | <u>14,500</u> |
| TOTAL GOVT SUPPORT | | 845,628 | 783,685 | 799,077 | 784,099 | 784,099 | 784,099 |
| PUBLIC SAFETY | | | | | | | |
| TRAFFIC CONTROL | 3310 | | | | | | |
| CONTRACTUAL | 4 | 2,824 | 4,000 | 4,000 | 4,000 | 4,000 | 4,000 |
| TOTAL TRAFFIC CONTROL | | <u>2,824</u> | <u>4,000</u> | <u>4,000</u> | <u>4,000</u> | <u>4,000</u> | <u>4,000</u> |
| CONTROL OF ANIMALS | 3510 | | | | | | |
| PERSONAL SERVICES | 1 | | | | | | |
| Animal Control Officer | | 13,280 | 13,280 | 13,280 | 13,280 | 13,280 | 13,280 |
| EQUIPMENT | 2 | 0 | 0 | 0 | 0 | 0 | 0 |
| CONTRACTUAL | 4 | 4,097 | 3,000 | 3,000 | 4,000 | 4,000 | 4,000 |
| TOTAL CONTROL OF ANIMALS | | <u>17,377</u> | <u>16,280</u> | <u>16,280</u> | <u>17,280</u> | <u>17,280</u> | <u>17,280</u> |
| SAFETY INSPECTIONS | 3620 | | | | | | |
| PERSONAL SERVICES | 1 | | | | | | |
| Code Enforcement Officer - 30 hrs/wk | | 48,534 | 48,750 | 48,750 | 48,750 | 48,750 | 48,750 |
| Code Enforcement Clerk - 10 hr/wk | | 10,032 | 10,298 | 10,298 | 10,104 | 10,104 | 10,104 |
| T Code Enforcement Officer - 24 hrs/wk | | 24,749 | 26,661 | 26,606 | 26,460 | 26,460 | 26,460 |
| Overtime | | 523 | 1,000 | 1,055 | 0 | 0 | 0 |
| EQUIPMENT | 2 | 0 | 0 | 0 | 0 | 0 | 0 |
| CONTRACTUAL | 4 | 5,900 | 8,000 | 8,000 | 7,000 | 7,000 | 7,000 |
| TOTAL SAFETY INSPECTIONS | | <u>89,738</u> | <u>94,709</u> | <u>94,709</u> | <u>92,314</u> | <u>92,314</u> | <u>92,314</u> |
| TOTAL PUBLIC SAFETY | | 109,939 | 114,989 | 114,989 | 113,594 | 113,594 | 113,594 |

| | | TOWN OF SAND LAKE | | | | | |
|---------------------------------------|------|-----------------------------|-----------------------|-----------------------|-----------------------|-----------------------|-----------------------|
| | | 2021 BUDGET | | | | | |
| | | GENERAL FUND APPROPRIATIONS | | | | | |
| ACCOUNT | CODE | 2019 | 2020 | 2020 | 2021 | 2021 | 2021 |
| | | | ADOPTED | REVISED | TENTATIVE | PRELIMINARY | ADOPTED |
| | | ACTUAL | BUDGET | BUDGET | BUDGET | BUDGET | BUDGET |
| PUBLIC HEALTH | | | | | | | |
| REGISTRAR OF VITAL STATS. | 4020 | | | | | | |
| PERSONAL SERVICES | 1 | | | | | | |
| Registrar | | 1,000 | 1,000 | 1,000 | 1,000 | 1,000 | 1,000 |
| TOTAL REGISTRAR OF VITAL STATS | | <u>1,000</u> | <u>1,000</u> | <u>1,000</u> | <u>1,000</u> | <u>1,000</u> | <u>1,000</u> |
| AMBULANCE | | | | | | | |
| CONTRACTUAL | 4540 | | | | | | |
| CONTRACTUAL | 4 | 315,000 | 326,375 | 326,375 | 339,375 | 339,375 | 339,375 |
| TOTAL AMBULANCE | | <u>315,000</u> | <u>326,375</u> | <u>326,375</u> | <u>339,375</u> | <u>339,375</u> | <u>339,375</u> |
| TOTAL PUBLIC HEALTH | | 316,000 | 327,375 | 327,375 | 340,375 | 340,375 | 340,375 |
| TRANSPORTATION | | | | | | | |
| GARAGE | | | | | | | |
| EQUIPMENT | 5132 | | | | | | |
| EQUIPMENT | 2 | 552 | 0 | 0 | 0 | 0 | 0 |
| CONTRACTUAL | 4 | 64,053 | 50,000 | 50,000 | 55,000 | 55,000 | 55,000 |
| TOTAL GARAGE | | <u>64,605</u> | <u>50,000</u> | <u>50,000</u> | <u>55,000</u> | <u>55,000</u> | <u>55,000</u> |
| SIDEWALKS | | | | | | | |
| PERSONAL SERVICES | 5410 | | | | | | |
| PERSONAL SERVICES | 1 | 640 | 3,500 | 3,500 | 3,500 | 3,500 | 3,500 |
| EQUIPMENT | 2 | 0 | 0 | 0 | 0 | 0 | 0 |
| CONTRACTUAL | 4 | 1,328 | 2,000 | 2,000 | 2,000 | 2,000 | 2,000 |
| TOTAL SIDEWALKS | | <u>1,968</u> | <u>5,500</u> | <u>5,500</u> | <u>5,500</u> | <u>5,500</u> | <u>5,500</u> |
| TOTAL TRANSPORTATION | | 66,573 | 55,500 | 55,500 | 60,500 | 60,500 | 60,500 |
| ECONOMIC ASSISTANCE | | | | | | | |
| VETERANS SERVICES | | | | | | | |
| CONTRACTUAL | 6510 | | | | | | |
| CONTRACTUAL | 4 | 2,759 | 3,000 | 3,000 | 1,000 | 1,000 | 1,000 |
| TOTAL VETERANS SERVICES | | <u>2,759</u> | <u>3,000</u> | <u>3,000</u> | <u>1,000</u> | <u>1,000</u> | <u>1,000</u> |
| TOTAL ECONOMIC ASSIST. | | 2,759 | 3,000 | 3,000 | 1,000 | 1,000 | 1,000 |

| | | TOWN OF SAND LAKE | | | | | |
|--|------|-----------------------------|---------------|----------------|---------------|---------------|---------------|
| | | 2021 BUDGET | | | | | |
| | | GENERAL FUND APPROPRIATIONS | | | | | |
| ACCOUNT | CODE | 2019 | 2020 | 2020 | 2021 | 2021 | 2021 |
| | | | ADOPTED | REVISED | TENTATIVE | PRELIMINARY | ADOPTED |
| | | ACTUAL | BUDGET | BUDGET | BUDGET | BUDGET | BUDGET |
| CULTURE & RECREATION | | | | | | | |
| PERFORMING ARTS/PARKS 7110 | | | | | | | |
| CONTRACTUAL | 4 | 0 | 0 | 0 | 0 | 0 | 0 |
| TOTAL PERFORMING ARTS | | 0 | 0 | 0 | 0 | 0 | 0 |
| PLAYGROUND & REC CTR. 7140 | | | | | | | |
| PERSONAL SERVICES | 1 | 2,204 | 5,000 | 5,000 | 5,000 | 5,000 | 5,000 |
| CONTRACTUAL | 4 | 8,323 | 12,000 | 12,000 | 8,000 | 8,000 | 8,000 |
| TOTAL PLAYGROUND & REC CTR. | | 10,527 | 17,000 | 17,000 | 13,000 | 13,000 | 13,000 |
| SPECIAL REC FACILITY (BEACH) 7150 | | | | | | | |
| PERSONAL SERVICES | 1 | 16,511 | 17,000 | 17,000 | 17,000 | 17,000 | 17,000 |
| EQUIPMENT | 2 | 0 | 0 | 0 | 0 | 0 | 0 |
| CONTRACTUAL | 4 | 2,067 | 2,500 | 2,500 | 2,500 | 2,500 | 2,500 |
| TOTAL SPECIAL REC FACILITY | | 18,578 | 19,500 | 19,500 | 19,500 | 19,500 | 19,500 |
| YOUTH PROGRAMS 7310 | | | | | | | |
| PERSONAL SERVICES | 1 | | | | | | |
| Youth Director | | 10,612 | 10,850 | 10,850 | 10,850 | 10,850 | 10,850 |
| Camp Personnel | | 24,540 | 27,000 | 27,000 | 27,000 | 27,000 | 27,000 |
| EQUIPMENT | 2 | 0 | 0 | 0 | 0 | 0 | 0 |
| CONTRACTUAL | 4 | 11,840 | 12,000 | 12,000 | 12,000 | 12,000 | 12,000 |
| TOTAL YOUTH PROGRAMS | | 46,992 | 49,850 | 49,850 | 49,850 | 49,850 | 49,850 |
| HISTORIAN 7510 | | | | | | | |
| PERSONAL SERVICES | 1 | | | | | | |
| Historian | | 5,940 | 6,074 | 6,074 | 6,074 | 6,074 | 6,074 |
| EQUIPMENT | 2 | 0 | 0 | 1,008 | 0 | 0 | 0 |
| CONTRACTUAL | 4 | 1,577 | 1,550 | 1,550 | 1,550 | 1,550 | 1,550 |
| TOTAL HISTORIAN | | 7,517 | 7,624 | 8,632 | 7,624 | 7,624 | 7,624 |
| CELEBRATIONS 7550 | | | | | | | |
| CONTRACTUAL | 4 | 0 | 300 | 300 | 300 | 300 | 300 |
| TOTAL CELEBRATIONS | | 0 | 300 | 300 | 300 | 300 | 300 |
| ADULT RECREATION 7620 | | | | | | | |
| EQUIPMENT | 2 | 0 | 0 | 0 | 0 | 0 | 0 |
| CONTRACTUAL | 4 | 4,516 | 5,000 | 5,000 | 1,500 | 1,500 | 1,500 |
| TOTAL ADULT RECREATION | | 4,516 | 5,000 | 5,000 | 1,500 | 1,500 | 1,500 |
| TOTAL CULTURE & RECREATION | | 88,130 | 99,274 | 100,282 | 91,774 | 91,774 | 91,774 |

| | | TOWN OF SAND LAKE | | | | | |
|--|------|-----------------------------|----------------|----------------|----------------|----------------|----------------|
| | | 2021 BUDGET | | | | | |
| | | GENERAL FUND APPROPRIATIONS | | | | | |
| ACCOUNT | CODE | 2019 | 2020 | 2020 | 2021 | 2021 | 2021 |
| | | | ADOPTED | REVISED | TENTATIVE | PRELIMINARY | ADOPTED |
| | | ACTUAL | BUDGET | BUDGET | BUDGET | BUDGET | BUDGET |
| HOME & COMMUNITY SERVICES | | | | | | | |
| ZONING | 8010 | | | | | | |
| PERSONAL SERVICES | 1 | | | | | | |
| CHAIRMAN | | 1,260 | 1,680 | 1,680 | 1,680 | 1,680 | 1,680 |
| ZONING BOARD MEMBERS(4) | | 2,960 | 3,840 | 3,840 | 3,840 | 3,840 | 3,840 |
| CLERK TO ZONING BOARD (4 HRS.) | | 1,246 | 4,065 | 4,065 | 4,042 | 4,042 | 4,042 |
| ZONING BOARD ASSISTANT (5 HRS.) | | 5,244 | 5,149 | 5,149 | 3,990 | 3,990 | 3,990 |
| EQUIPMENT | 2 | 0 | 0 | 0 | 0 | 0 | 0 |
| CONTRACTUAL | 4 | 1,093 | 1,500 | 1,500 | 1,500 | 1,500 | 1,500 |
| TOTAL ZONING | | 11,803 | 16,234 | 16,234 | 15,052 | 15,052 | 15,052 |
| PLANNING | 8020 | | | | | | |
| PERSONAL SERVICES | 1 | | | | | | |
| Chairman | | 2,800 | 3,360 | 3,360 | 3,360 | 3,360 | 3,360 |
| Vice Chairman | | 1,680 | 1,920 | 1,920 | 1,920 | 1,920 | 1,920 |
| Planning Board Members (5) | | 5,840 | 9,600 | 9,600 | 9,600 | 9,600 | 9,600 |
| Coordinator - Planning (15) | | 27,125 | 28,453 | 28,453 | 27,917 | 27,917 | 27,917 |
| Planning Board Assistant (12) | | 15,205 | 15,447 | 15,447 | 12,125 | 12,125 | 12,125 |
| Planning Board Clerk (8) | | 6,460 | 6,504 | 6,504 | 6,382 | 6,382 | 6,382 |
| EQUIPMENT | 2 | 688 | 0 | 0 | 0 | 0 | 0 |
| CONTRACTUAL | 4 | 19,073 | 2,000 | 2,000 | 2,000 | 2,000 | 2,000 |
| TOTAL PLANNING | | 78,871 | 67,284 | 67,284 | 63,304 | 63,304 | 63,304 |
| CONVENIENCE FACILITY | 8160 | | | | | | |
| PERSONAL SERVICES | 1 | | | | | | |
| Attendant (16hr/wk) | | 11,123 | 11,974 | 11,974 | 11,748 | 11,748 | 11,748 |
| Aide to Attendant | | 3,960 | 3,000 | 3,000 | 2,000 | 2,000 | 2,000 |
| EQUIPMENT | 2 | 0 | 0 | 0 | 0 | 0 | 0 |
| CONTRACTUAL | 4 | 29,828 | 31,000 | 31,000 | 31,000 | 31,000 | 31,000 |
| TOTAL CONVENIENCE FACILITY | | 44,911 | 45,974 | 45,974 | 44,748 | 44,748 | 44,748 |
| COMMUNITY BEAUTIFICATION | 8510 | | | | | | |
| CONTRACTUAL | 4 | 146 | 1,000 | 1,000 | 1,000 | 1,000 | 1,000 |
| TOTAL COMM. BEAUTIFICATION | | 146 | 1,000 | 1,000 | 1,000 | 1,000 | 1,000 |
| Public Works Fac Site | 8666 | 0 | 0 | 0 | 0 | 0 | 0 |
| TOTAL HOME & COMMUNITY SERVICES | | 135,731 | 130,492 | 130,492 | 124,104 | 124,104 | 124,104 |

| TOWN OF SAND LAKE | | | | | | | |
|---------------------------------|-------|------------------|------------------|------------------|------------------|------------------|------------------|
| 2021 BUDGET | | | | | | | |
| GENERAL FUND ESTIMATED REVENUES | | | | | | | |
| ACCOUNT | CODE | 2019 | 2020 | 2020 | 2021 | 2021 | 2021 |
| | | | ADOPTED | REVISED | TENTATIVE | PRELIMINARY | ADOPTED |
| | | ACTUAL | BUDGET | BUDGET | BUDGET | BUDGET | BUDGET |
| REAL PROPERTY TAXES | A1001 | 206,876 | 179,207 | 179,207 | 0 | 0 | 216,181 |
| IN LIEU OF TAXES | A1081 | 3,600 | 3,600 | 3,600 | 3,600 | 3,600 | 3,600 |
| INT/PENALTIES-REAL PROP TAXES | A1090 | 7,342 | 8,000 | 8,000 | 8,000 | 8,000 | 8,000 |
| SALES TAX FROM COUNTY | A1120 | 1,057,155 | 1,006,000 | 1,006,000 | 980,308 | 980,308 | 980,308 |
| FRANCHISE | A1170 | 144,606 | 144,000 | 144,000 | 144,000 | 144,000 | 144,000 |
| TOWN CLERK FEES | A1255 | 29,324 | 25,000 | 25,000 | 20,000 | 20,000 | 20,000 |
| SAFETY INSPECTION FEES | A1560 | 44,061 | 40,000 | 40,000 | 40,000 | 40,000 | 40,000 |
| AMBULANCE CHARGES | A1640 | 0 | 0 | 0 | 0 | 0 | 0 |
| RECREATION CHARGES | A2001 | 36,601 | 35,000 | 35,000 | 35,000 | 35,000 | 35,000 |
| SPECIAL REC FACILITY CHARGES | A2025 | 0 | 0 | 0 | 0 | 0 | 0 |
| ZONING FEES | A2110 | 2,000 | 1,500 | 1,500 | 1,500 | 1,500 | 1,500 |
| PLANNING BOARD FEES | A2115 | 6,880 | 10,000 | 10,000 | 8,000 | 8,000 | 8,000 |
| LANDFILL FEES | A2130 | 48,531 | 45,000 | 45,000 | 45,000 | 45,000 | 45,000 |
| INTEREST EARNINGS | A2401 | 1,842 | 1,800 | 1,800 | 1,200 | 1,200 | 1,200 |
| RENT OF REAL PROPERTY | A2410 | 0 | 0 | 0 | 0 | 0 | 0 |
| DOG LICENSES | A2544 | 9,426 | 7,000 | 7,000 | 8,000 | 8,000 | 8,000 |
| LICENSES, OTHER | A2545 | 100 | 50 | 50 | 100 | 100 | 100 |
| PERMITS | A2590 | 250 | 150 | 150 | 150 | 150 | 150 |
| FINES AND FORFEITED BAIL | A2610 | 52,190 | 50,000 | 50,000 | 40,000 | 40,000 | 40,000 |
| SALE OF RECYCLABLES | A2651 | 0 | 0 | 0 | 0 | 0 | 0 |
| MINOR SALES | A2655 | 0 | 0 | 0 | 0 | 0 | 0 |
| SALES OF EQUIPMENT | A2665 | 15,100 | 0 | 0 | 0 | 0 | 0 |
| INSURANCE RECOVERIES | A2680 | 286 | 0 | 0 | 0 | 0 | 0 |
| OTHER COMP FOR LOSS | A2690 | 0 | 0 | 0 | 0 | 0 | 0 |
| REFUND PRIOR YR EXPENSE | A2701 | 9 | 0 | 0 | 0 | 0 | 0 |
| GIFTS AND DONATIONS | A2705 | 1,942 | 0 | 0 | 0 | 0 | 0 |
| EMPLOYEES CONTRIBUTIONS | A2709 | 17,948 | 17,131 | 17,131 | 17,421 | 17,421 | 17,421 |
| MISCELLANEOUS | A2770 | 1 | 0 | 0 | 0 | 0 | 0 |
| AIM RELATED PAYMENTS | A2750 | 35,856 | 35,800 | 35,800 | 28,685 | 28,685 | 28,685 |
| INTERFUND REVENUES | A2801 | 0 | 0 | 0 | 0 | 0 | 0 |
| MORTGAGE TAX | A3005 | 214,896 | 200,000 | 200,000 | 210,000 | 210,000 | 210,000 |
| NYS-OTHER GEN'L GOVT. | A3089 | 6,085 | 0 | 0 | 0 | 0 | 0 |
| ST AID - JCAP GRANT | A3887 | 0 | 0 | 0 | 0 | 0 | 0 |
| INTERFUND TRANSFER | A5031 | 0 | 0 | 0 | 0 | 0 | 0 |
| TOTAL ESTIMATED REVENUE | | 1,942,907 | 1,809,238 | 1,809,238 | 1,590,964 | 1,590,964 | 1,807,145 |
| REVENUE LESS TAX LEVY | | 1,736,031 | 1,630,031 | 1,630,031 | 1,590,964 | 1,590,964 | 1,590,964 |

| | | TOWN OF SAND LAKE | | | | | |
|-------------------------------------|------|-----------------------------|------------------|------------------|------------------|------------------|------------------|
| | | 2021 BUDGET | | | | | |
| | | HIGHWAY FUND APPROPRIATIONS | | | | | |
| ACCOUNT | CODE | 2019 | 2020 | 2020 | 2021 | 2021 | 2021 |
| | | | ADOPTED | REVISED | TENTATIVE | PRELIMINARY | ADOPTED |
| | | ACTUAL | BUDGET | BUDGET | BUDGET | BUDGET | BUDGET |
| STREET MAINTENANCE ADM | 5010 | | | | | | |
| PERSONAL SERVICES | 1 | 0 | 0 | 0 | 0 | 0 | 0 |
| CONTRACTUAL | 4 | 8,649 | 10,000 | 10,000 | 10,000 | 10,000 | 10,000 |
| TOTAL STREET MAINTENANCE ADM | | <u>8,649</u> | <u>10,000</u> | <u>10,000</u> | <u>10,000</u> | <u>10,000</u> | <u>10,000</u> |
| STREET MAINTENANCE | 5110 | | | | | | |
| PERSONAL SERVICES | | | | | | | |
| Regular Hours | 1 | 457,190 | 388,631 | 395,031 | 359,339 | 359,339 | 359,339 |
| Overtime Hours | 11 | 5,179 | 10,000 | 10,000 | 10,000 | 10,000 | 10,000 |
| EQUIPMENT | | 0 | 0 | 0 | | | |
| CONTRACTUAL | 4 | 327,472 | 355,000 | 355,000 | 355,000 | 355,000 | 355,000 |
| TOTAL STREET MAINTENANCE | | <u>789,841</u> | <u>753,631</u> | <u>760,031</u> | <u>724,339</u> | <u>724,339</u> | <u>724,339</u> |
| PERMANENT IMPROVEMENTS | 5112 | | | | | | |
| CAPITAL OUTLAY | 2 | 235,436 | 166,243 | 166,243 | 166,243 | 166,243 | 166,243 |
| TOTAL PERMANENT IMPROVE. | | <u>235,436</u> | <u>166,243</u> | <u>166,243</u> | <u>166,243</u> | <u>166,243</u> | <u>166,243</u> |
| BRIDGES | 5120 | | | | | | |
| PERSONAL SERVICES | 1 | 0 | 0 | 0 | 0 | 0 | 0 |
| EQUIPMENT | 2 | 0 | 0 | 0 | 0 | 0 | 0 |
| CONTRACTUAL | 4 | 7,990 | 10,000 | 10,000 | 10,000 | 10,000 | 10,000 |
| TOTAL BRIDGES | | <u>7,990</u> | <u>10,000</u> | <u>10,000</u> | <u>10,000</u> | <u>10,000</u> | <u>10,000</u> |
| MACHINERY | 5130 | | | | | | |
| EQUIPMENT | 2 | 163,450 | 50,000 | 55,000 | 69,500 | 69,500 | 69,500 |
| CONTRACTUAL | 4 | 77,223 | 105,000 | 105,000 | 105,000 | 105,000 | 105,000 |
| TOTAL MACHINERY | | <u>240,673</u> | <u>155,000</u> | <u>160,000</u> | <u>174,500</u> | <u>174,500</u> | <u>174,500</u> |
| SNOW REMOVAL | 5142 | | | | | | |
| PERSONAL SERVICES | | | | | | | |
| Regular Hours | 1 | 16,810 | 90,000 | 90,000 | 90,000 | 90,000 | 90,000 |
| Overtime Hours | 11 | 69,036 | 65,000 | 65,000 | 65,000 | 65,000 | 65,000 |
| EQUIPMENT | | 0 | 0 | 0 | | | |
| CONTRACTUAL | 4 | 110,933 | 111,000 | 106,000 | 111,000 | 111,000 | 111,000 |
| TOTAL SNOW REMOVAL | | <u>196,779</u> | <u>266,000</u> | <u>261,000</u> | <u>266,000</u> | <u>266,000</u> | <u>266,000</u> |
| TOTAL TRANSPORTATION | | <u>1,479,368</u> | <u>1,360,874</u> | <u>1,367,274</u> | <u>1,351,082</u> | <u>1,351,082</u> | <u>1,351,082</u> |

| TOWN OF SAND LAKE | | | | | | | |
|--|--------|------------------|------------------|------------------|------------------|--------------------|------------------|
| 2021 BUDGET | | | | | | | |
| HIGHWAY FUND APPROPRIATIONS | | | | | | | |
| ACCOUNT | CODE | 2019 | 2020 | 2020 | 2021 | 2021 | 2021 |
| | | ACTUAL | ADOPTED BUDGET | REVISED BUDGET | TENTATIVE BUDGET | PRELIMINARY BUDGET | ADOPTED BUDGET |
| EMPLOYEE BENEFITS | | | | | | | |
| RETIREMENT | 9010.8 | 76,760 | 73,732 | 73,732 | 76,915 | 76,915 | 76,915 |
| SOCIAL SECURITY | 9030.8 | 41,411 | 42,353 | 42,353 | 40,112 | 40,112 | 40,112 |
| WORKMEN COMPENSATION | 9040.8 | 42,617 | 46,200 | 46,200 | 35,820 | 35,820 | 35,820 |
| UNEMPLOYMENT INSURANCE | 9050.8 | 0 | 0 | 0 | 0 | 0 | 0 |
| DISABILITY INSURANCE | 9055.8 | 241 | 400 | 400 | 400 | 400 | 400 |
| HOSPITAL INSURANCE | 9060.8 | 107,443 | 127,770 | 121,370 | 139,372 | 139,372 | 139,372 |
| TOTAL EMPLOYEE BENEFITS | | 268,472 | 290,455 | 284,055 | 292,619 | 292,619 | 292,619 |
| DEBT SERVICE | | | | | | | |
| INSTALLMENT PURCHASE | 9785.6 | 31,242 | 35,000 | 33,528 | 35,000 | 35,000 | 35,000 |
| PRINCIPAL | | | | | | | |
| INSTALLMENT PURCHASE | 9785.7 | 958 | 1,500 | 2,972 | 2,011 | 2,011 | 2,011 |
| INTEREST | | | | | | | |
| TOTAL DEBT SERVICE | | 32,200 | 36,500 | 36,500 | 37,011 | 37,011 | 37,011 |
| INTERFUND TRANSFER | | | | | | | |
| TRANSFER TO OTHER FUND | 9901.9 | 0 | 0 | 0 | 0 | 0 | 0 |
| TRANSFER TO CAPITAL | 9950.9 | 0 | 0 | 0 | 0 | 0 | 0 |
| TOTAL TRANSFER | | 0 | 0 | 0 | 0 | 0 | 0 |
| TOTAL HIGHWAY FUND APPROPRIATIONS | | | | | | | |
| | | 1,780,040 | 1,687,829 | 1,687,829 | 1,680,712 | 1,680,712 | 1,680,712 |

| | | TOWN OF SAND LAKE | | | | | |
|---|--------|---------------------------------|----------------|----------------|----------------|----------------|----------------|
| | | 2021 BUDGET | | | | | |
| DISTRICT 1 | | SEWER DISTRICT 1 APPROPRIATIONS | | | | | |
| ACCOUNT | CODE | 2019 | 2020 | 2020 | 2021 | 2021 | 2021 |
| | | | ADOPTED | REVISED | TENTATIVE | PRELIMINARY | ADOPTED |
| | | ACTUAL | BUDGET | BUDGET | BUDGET | BUDGET | BUDGET |
| SANITARY SEWER | | | | | | | |
| ADMINISTRATION | 8110 | | | | | | |
| PERSONAL SERVICES | 1 | | | | | | |
| Deputy Comm of Sewer | | 15,022 | 16,250 | 16,250 | 16,250 | 16,250 | 16,250 |
| Sewer Billing Clerk | | 4,856 | 5,000 | 5,000 | 5,000 | 5,000 | 5,000 |
| EQUIPMENT | 2 | 0 | 0 | 0 | | | |
| CONTRACTUAL | 4 | 8,784 | 10,000 | 10,000 | 10,000 | 10,000 | 10,000 |
| TOTAL ADMINISTRATION | | 28,662 | 31,250 | 31,250 | 31,250 | 31,250 | 31,250 |
| SANITARY SEWER | | | | | | | |
| PERSONAL | 1 | | | | | | |
| Regular Hours | | 92,260 | 95,627 | 95,627 | 95,627 | 95,627 | 95,627 |
| Overtime Hours | | 5,100 | 10,500 | 10,500 | 10,000 | 10,000 | 10,000 |
| EQUIPMENT | 2 | 12,795 | 12,795 | 12,795 | 12,795 | 12,795 | 12,795 |
| CONTRACTUAL | 4 | 63,620 | 88,000 | 88,000 | 88,000 | 88,000 | 88,000 |
| TOTAL SANITARY SEWER | | 173,775 | 206,922 | 206,922 | 206,422 | 206,422 | 206,422 |
| TOTAL SANITARY SEWERS | | 202,437 | 238,172 | 238,172 | 237,672 | 237,672 | 237,672 |
| EMPLOYEE BENEFITS | | | | | | | |
| RETIREMENT | 9010.8 | 19,217 | 18,750 | 18,750 | 13,705 | 13,705 | 13,705 |
| SOCIAL SECURITY | 9030.8 | 8,859 | 9,744 | 9,744 | 9,744 | 9,744 | 9,744 |
| WORKMAN COMPENSATION | 9040.8 | 6,535 | 7,000 | 7,000 | 5,451 | 5,451 | 5,451 |
| UNEMPLOYMENT INSURANCE | 9050.8 | 0 | 0 | 0 | | | |
| DISABILITY INSURANCE | 9055.8 | 35 | 50 | 50 | 50 | 50 | 50 |
| HOSPITAL INSURANCE | 9060.8 | 22,642 | 28,257 | 28,257 | 29,370 | 29,370 | 29,370 |
| TOTAL EMPLOYEE BENEFITS | | 57,288 | 63,801 | 63,801 | 58,320 | 58,320 | 58,320 |
| DEBT SERVICE | | | | | | | |
| Principal | | | | | | | |
| SERIAL BONDS | 9710.6 | 125,000 | 122,431 | 122,431 | 130,000 | 130,000 | 130,000 |
| Interest | | | | | | | |
| SERIAL BONDS | 9710.7 | 36,515 | 35,032 | 35,032 | 33,390 | 33,390 | 33,390 |
| TOTAL DEBT SERVICE | | 161,515 | 157,463 | 157,463 | 163,390 | 163,390 | 163,390 |
| TRANSFER TO CAPITAL | 9950.9 | 107,000 | 0 | 0 | 0 | 0 | 0 |
| TOTAL SANITARY SEWER APPROPRIATION | | 528,240 | 459,436 | 459,436 | 459,382 | 459,382 | 459,382 |

| | | TOWN OF SAND LAKE | | | | | |
|---|--------|---------------------------------|---------------|---------------|---------------|---------------|---------------|
| | | 2021 BUDGET | | | | | |
| DISTRICT 2 | | SEWER DISTRICT 2 APPROPRIATIONS | | | | | |
| ACCOUNT | CODE | 2019 | 2020 | 2020 | 2021 | 2021 | 2021 |
| | | | ADOPTED | REVISED | TENTATIVE | PRELIMINARY | ADOPTED |
| | | ACTUAL | BUDGET | BUDGET | BUDGET | BUDGET | BUDGET |
| SANITARY SEWER | | | | | | | |
| ADMINISTRATION | | | | | | | |
| PERSONAL SERVICES | 8110 | | | | | | |
| | 1 | 0 | 0 | 0 | 0 | 0 | 0 |
| EQUIPMENT | 2 | | 0 | 0 | 0 | 0 | 0 |
| CONTRACTUAL | 4 | 1,110 | 1,036 | 1,036 | 962 | 962 | 962 |
| TOTAL ADMINISTRATION | | 1,110 | 1,036 | 1,036 | 962 | 962 | 962 |
| SANITARY SEWER | | | | | | | |
| PERSONAL | | | | | | | |
| | 1 | | | | | | |
| Regular Hours | | 2,108 | 6,000 | 6,000 | 6,000 | 6,000 | 6,000 |
| Overtime Hours | | 1,984 | 2,000 | 2,000 | 2,500 | 2,500 | 2,500 |
| EQUIPMENT | 2 | 5,934 | 3,000 | 3,000 | 7,000 | 7,000 | 7,000 |
| CONTRACTUAL | 4 | 9,875 | 13,930 | 13,930 | 14,500 | 14,500 | 14,500 |
| TOTAL SANITARY SEWER | | 19,901 | 24,930 | 24,930 | 30,000 | 30,000 | 30,000 |
| TOTAL SANITARY SEWERS | | | | | | | |
| | | 21,011 | 25,966 | 25,966 | 30,962 | 30,962 | 30,962 |
| EMPLOYEE BENEFITS | | | | | | | |
| RETIREMENT | 9010.8 | 1,000 | 860 | 860 | 860 | 860 | 860 |
| SOCIAL SECURITY | 9030.8 | 309 | 612 | 612 | 650 | 650 | 650 |
| WORKMAN COMPENSATION | 9040.8 | 140 | 200 | 200 | 200 | 200 | 200 |
| UNEMPLOYMENT INSURANCE | 9050.8 | 0 | 0 | 0 | 0 | 0 | 0 |
| DISABILITY INSURANCE | 9055.8 | 10 | 10 | 10 | 10 | 10 | 10 |
| HOSPITAL INSURANCE | 9060.8 | 1,500 | 1,500 | 1,500 | 1,500 | 1,500 | 1,500 |
| TOTAL EMPLOYEE BENEFITS | | 2,959 | 3,182 | 3,182 | 3,220 | 3,220 | 3,220 |
| DEBT SERVICE | | | | | | | |
| Principal | | | | | | | |
| SERIAL BONDS | 9710.6 | 30,000 | 30,000 | 30,000 | 30,000 | 30,000 | 30,000 |
| Interest | | | | | | | |
| SERIAL BONDS | 9710.7 | 8,513 | 8,514 | 8,514 | 7,269 | 7,269 | 7,269 |
| TOTAL DEBT SERVICE | | 38,513 | 38,514 | 38,514 | 37,269 | 37,269 | 37,269 |
| TOTAL SANITARY SEWER APPROPRIATION | | | | | | | |
| | | 62,483 | 67,662 | 67,662 | 71,451 | 71,451 | 71,451 |

| TOWN OF SAND LAKE | | | | | | | |
|--|-------------|----------------|----------------|----------------|----------------|----------------|----------------|
| 2021 BUDGET | | | | | | | |
| PUBLIC LIBRARY APPROPRIATIONS | | | | | | | |
| | CODE | 2019 | 2020 | 2020 | 2021 | 2021 | 2021 |
| | | | ADOPTED | REVISED | TENTATIVE | PRELIMINARY | ADOPTED |
| | | ACTUAL | BUDGET | BUDGET | BUDGET | BUDGET | BUDGET |
| LIBRARY | 7410 | | | | | | |
| PERSONAL SERVICES | 1 | 100,101 | 115,627 | 114,943 | 115,252 | 115,252 | 115,252 |
| EQUIPMENT | 2 | 868 | 900 | 998 | 600 | 600 | 600 |
| CONTRACTUAL | 4 | 45,514 | 41,459 | 52,074 | 40,410 | 40,410 | 40,410 |
| | | | | | | 0 | 0 |
| TOTAL LIBRARY | | 146,483 | 157,986 | 168,015 | 156,262 | 156,262 | 156,262 |
| EMPLOYEE BENEFITS | | | | | | | |
| SOCIAL SECURITY | 9030.8 | 7,658 | 8,846 | 8,817 | 8,817 | 8,817 | 8,817 |
| WORKERS COMPENSATION | 9040.8 | 1,600 | 1,050 | 1,050 | 1,050 | 1,050 | 1,050 |
| UNEMPLOYMENT INSURANCE | 9050.8 | 0 | 0 | 0 | 0 | 0 | 0 |
| DISABILITY INSURANCE | 9055.8 | 277 | 280 | 407 | 300 | 300 | 300 |
| HOSPITAL & MEDICAL INSURANCE | 9060.8 | 0 | 6,300 | 6,173 | 6,700 | 6,700 | 6,700 |
| | | | | | | | |
| TOTAL EMPLOYEE BENEFITS | | 9,535 | 16,476 | 16,447 | 16,867 | 16,867 | 16,867 |
| TOTAL LIBRARY APPROPRIATION | | 156,018 | 174,462 | 184,462 | 173,129 | 173,129 | 173,129 |
| PUBLIC LIBRARY ESTIMATED REVENUES | | | | | | | |
| | CODE | 2019 | 2020 | 2020 | 2021 | 2021 | 2021 |
| | | | ADOPTED | REVISED | TENTATIVE | PRELIMINARY | ADOPTED |
| | | ACTUAL | BUDGET | BUDGET | BUDGET | BUDGET | BUDGET |
| REAL PROPERTY TAX | L 1001 | 138,720 | 141,494 | 141,494 | 141,494 | 141,494 | 141,494 |
| Other General Dept Income | L1289 | | | | | | |
| Library Charges | L2082 | 4,932 | 5,600 | 5,600 | 5,400 | 5,400 | 5,400 |
| Library Service, other Govt | L2360 | 3,563 | 3,563 | 3,563 | 3,000 | 3,000 | 3,000 |
| Interest and Earnings | L2401 | 325 | 175 | 175 | 100 | 100 | 100 |
| Sales of Materials | L2650 | 1,654 | 1,500 | 1,500 | 1,500 | 1,500 | 1,500 |
| Compensation for Loss | L2690 | 315 | 300 | 300 | 300 | 300 | 300 |
| Refund of Prior Year 's Expenditure | L2701 | | | | | | |
| Gifts and Donations | L2705 | 15,192 | 14,500 | 14,500 | 14,500 | 14,500 | 14,500 |
| Library System Grant | L2760 | 2,468 | 2,500 | 2,500 | 2,000 | 2,000 | 2,000 |
| OTHER EST REV | L 2770 | 1,763 | 2,330 | 2,330 | 2,335 | 2,335 | 2,335 |
| St. Aid for Libraries | L3840 | 328 | 2,500 | 2,500 | 2,500 | 2,500 | 2,500 |
| APPROP FUND BALANCE | | | | | | | |
| | | | | | | | |
| TOTAL ESTIMATED REVENUE | | 169,260 | 174,462 | 174,462 | 173,129 | 173,129 | 173,129 |
| | | | | | | | |
| REVENUE LESS TAX LEVY | | 30,540 | 32,968 | 32,968 | 31,635 | 31,635 | 31,635 |

TOWN OF SAND LAKE

2021 SCHEDULE OF SALARIES OF ELECTED OFFICIALS

(Article 8 of Town Law)

| OFFICER | SALARY |
|-------------------------------------|-----------------|
| SUPERVISOR | \$25,000 |
| COUNCILPERSONS (4 @ \$8,518) | \$34,072 |
| TOWN CLERK | \$43,888 |
| JUSTICES (2@ \$13,826) | \$27,652 |
| RECEIVER OF TAXES | \$10,180 |

Equalized Total Assessed Value 896,180,390

| Exemption Code | Exemption Name | Statutory Authority | Number of Exemptions | Total Equalized Value of Exemptions | Percent of Value Exempted |
|----------------|--------------------------------|---------------------|----------------------|-------------------------------------|---------------------------|
| 13500 | TOWN - GENERALLY | RPTL 406(1) | 20 | 2,944,086 | 0.33 |
| 13800 | SCHOOL DISTRICT | RPTL 408 | 4 | 19,055,591 | 2.13 |
| 13870 | SPEC DIST USED FOR PURPOSE ES | RPTL 410 | 5 | 13,162,043 | 1.47 |
| 15160 | RES OF CLERGY - RELIG CORP OWN | RPTL 462 | 4 | 865,591 | 0.10 |
| 15110 | NONPROF CORP - RELIG(CONST PR | RPTL 420-a | 13 | 5,987,634 | 0.67 |
| 15120 | NONPROF CORP - EDUCL(CONST PR | RPTL 420-a | 1 | 188,172 | 0.02 |
| 15230 | NONPROF CORP - MORAL/MENTAL IN | RPTL 420-a | 4 | 1,291,935 | 0.14 |
| 15300 | NONPROF CORP - SPECIFIED USES | RPTL 420-b | 7 | 1,173,978 | 0.13 |
| 16100 | VETERANS ORGANIZATION | RPTL 452 | 1 | 150,538 | 0.02 |
| 16400 | INC VOLUNTEER FIRE CO OR DEPT | RPTL 464(2) | 6 | 706,022 | 0.08 |
| 17350 | PRIVATELY OWNED CEMETERY LANI | RPTL 446 | 6 | 377,097 | 0.04 |
| 18110 | NOT-FOR-PROFIT HOUSING COMPAN | RPTL 422 | 1 | 3,333,333 | 0.37 |
| 13201 | TAX SALE - COUNTY OWNED | RPTL 406(5) | 1 | 7,742 | 0.00 |
| 11101 | VETS EX BASED ON ELIGIBLE FUND | RPTL 458(1) | 2 | 6,989 | 0.00 |
| 11103 | VETS EX BASED ON ELIGIBLE FUND | RPTL 458(1) | 7 | 8,710 | 0.00 |
| 11120 | ALT VET EX-WAR PERIOD-NON-COMI | RPTL 458-a | 228 | 5,707,000 | 0.64 |
| 11130 | ALT VET EX-WAR PERIOD-COMBAT | RPTL 458-a | 150 | 6,067,565 | 0.68 |
| 11131 | ALT VET EX-WAR PERIOD-COMBAT | RPTL 458-a | 1 | 45,000 | 0.01 |
| 11140 | ALT VET EX-WAR PERIOD-DISABILI | RPTL 458-a | 75 | 3,852,160 | 0.43 |
| 11151 | COLD WAR VETERANS (10%) | RPTL 458-b | 33 | 262,634 | 0.03 |
| 11160 | COLD WAR VETERANS (15%) | RPTL 458-b | 5 | 60,000 | 0.01 |
| 11170 | COLD WAR VETERANS (DISABLED) | RPTL 458-b | 8 | 141,253 | 0.02 |
| 11171 | COLD WAR VETERANS (DISABLED) | RPTL 458-b | 1 | 10,763 | 0.00 |
| 1300 | PARAPLEGIC VETS | RPTL 458(3) | 2 | 525,269 | 0.06 |
| 1400 | CLERGY | RPTL 460 | 5 | 8,065 | 0.00 |
| 1700 | AGRICULTURAL BUILDING | RPTL 483 | 2 | 22,043 | 0.00 |
| 1720 | AGRICULTURAL DISTRICT | AG-MKTS L 305 | 46 | 3,039,814 | 0.34 |

Equalized Total Assessed Value 896,180,390

| Exemption Code | Exemption Name | Statutory Authority | Number of Exemptions | Total Equalized Value of Exemptions | Percent of Value Exempted |
|----------------|--------------------------------|---------------------|----------------------|-------------------------------------|---------------------------|
| 1730 | AGRIC LAND-INDIV NOT IN AG DIS | AG MKTS L 306 | 8 | 702,891 | 0.08 |
| 1800 | PERSONS AGE 65 OR OVER | RPTL 467 | 126 | 8,446,223 | 0.94 |
| 1900 | PHYSICALLY DISABLED | RPTL 459 | 2 | 115,054 | 0.01 |
| 1930 | DISABILITIES AND LIMITED INCOM | RPTL 459-c | 10 | 804,787 | 0.09 |
| 2120 | TEMPORARY GREENHOUSES | RPTL 483-c | 1 | 21,505 | 0.00 |
| 7460 | FOREST LAND CERTD AFTER 8/74 | RPTL 480-a | 1 | 32,430 | 0.00 |
| 7610 | BUSINESS INVESTMENT PROPERTY | RPTL 485-b | 4 | 969,376 | 0.11 |
| 9500 | SOLAR OR WIND ENERGY SYSTEM | RPTL 487 | 13 | 308,495 | 0.03 |

Total Exemptions Exclusive of System Exemptions:

Total System Exemptions:

Totals:

| | | |
|-----|------------|------|
| 803 | 80,401,789 | 8.97 |
| 0 | 0 | 0.00 |
| 803 | 80,401,789 | 8.97 |

Values have been equalized using the Uniform Percentage of Value. The Exempt amounts do not take into consideration, payments in lieu of taxes or other payments or municipal services.

Amount, if any, attributable to payments in lieu of taxes: _____

| R/S | Name | # Parcels | Land Assessed Value | Total Assessed Value | County | Town/City | School | Village |
|--------------|-----------------|-----------|---------------------|----------------------|-------------|-------------|-------------|---------|
| 1 | Taxable | 3,916 | 202,500,628 | 772,898,118 | 739,004,677 | 743,169,554 | 751,762,320 | 0 |
| 5 | Special Franch. | 9 | 0 | 5,426,714 | 5,426,714 | 5,426,714 | 5,426,714 | 0 |
| 5 | Utility | 30 | 475,800 | 10,077,831 | 10,077,831 | 10,077,831 | 10,077,831 | 0 |
| 3 | Wholly Exmpt | 67 | 8,171,300 | 45,045,100 | 0 | 0 | 0 | 0 |
| Town Totals: | | 4,022 | 211,147,728 | 833,447,763 | 754,509,222 | 758,674,099 | 767,266,865 | 0 |

| Code | Name | Ext | CC/OM | # Parcels | Taxable Value |
|-------|----------------------|-----|-------|-----------|----------------|
| FD026 | Av Pk/Sand Lake Fire | TO | | 1,870 | 355,794,711.00 |
| FD027 | West Sand Lake Fire | TO | | 1,843 | 369,020,511.00 |
| FD028 | Taborton Fire | TO | | 407 | 63,579,890.00 |
| LT014 | Sand Lake Cons Light | TO | | 4,022 | 787,967,563.00 |
| PR001 | Prorated Tax: Prior | MT | | 7 | 3,403.68 |
| PR003 | Prorated Tax: School | MT | | 9 | 3,100.00 |
| SD001 | County Sewer Dist #1 | TO | C | 2,519 | 529,123,860.00 |
| SD020 | Sand Lake Sewer #1 | TO | M | 2,392 | 466,141,090.00 |
| SD036 | Sewer #2: Served | UN | | 89 | 0.00 |
| SD037 | Sewer #2: Unserved | UN | | 54 | 5.00 |

**AVERILL PARK - SAND LAKE FIRE DISTRICT # 2
2021 ADOPTED BUDGET SUMMARY**

| | | |
|---|-------------|-------------------|
| Total Appropriations | | \$ 634,948 |
| Less: | | |
| Estimated Revenues | \$ 1,000.00 | |
| Estimated Appropriated Unreserved Fund Balance | \$ 8,000 | \$ 9,000 |
| Amount to be Raised by Real Property Taxes | | <u>\$ 625,948</u> |

Tax Apportionment

(to be used when fire district is in more than one town)

(Computation on Page 4)

| Town | Assessed Valuation (AV) | Equalization Rate (ER) | Full Valuation (AV * ER) | Total Full Valuation Percentage (1) / (2) | Apportioned Tax = (3) X Real Property Tax to be Raised |
|--------------|--------------------------|------------------------|--------------------------|---|--|
| Sand Lake | \$ 355,794,711.00 | 93.00% | \$382,574,958.00 | 100.00% % | |
| | | | | % | \$ 625,948 |
| | | | | % | |
| | | | | % | |
| Total | \$ 355,794,711.00 | | \$382,574,958.00 | 100.00% % | \$ 625,948 * |

* Must agree with the Budget Summary "Amount to be Raised by Real Property Taxes".

| <u>Town</u> | <u>Apportioned Tax</u> |
|--------------------------|------------------------|
| Sand Lake | \$ 625,948 |
| _____ | _____ |
| _____ | _____ |
| _____ | _____ |
| _____ | _____ |
| Total Apportioned | \$ 625,948 |

I certify that the estimates were approved by the fire commissioner's on _____
October 20, 2020
(Date)



Robert E. Blaauw
Fire District Secretary

Note: File with Town Budget Officer by November 7 (December 20 in Westchester and Monroe Counties)

APPROPRIATIONS

| | Actual Expenditures 2019 | Budget as Modified 2020 | Preliminary Estimate 2021 | Adopted Budget 2021 |
|---|--------------------------------|-------------------------------|---------------------------------|---------------------------|
| Salary - Treasurer | \$ 7,632 | \$ 7,860 | \$ 8,020 | \$ 8,020 |
| Salary - Other | \$ 17,165 | \$ 26,012 | \$ 24,030 | \$ 24,030 |
| Other Personal Services | | \$ - | \$ - | \$ - |
| A3410.1 Total Personal Services | \$ 24,797 | \$ 33,872 | \$ 32,050 | \$ 32,050 |
| A3410.2 Equipment | \$ 15,841 | \$ 30,311 | \$ 31,850 | \$ 31,850 |
| A3410.4 Contractual Expenditures | \$ 154,518 | \$ 144,177 | \$ 157,645 | \$ 157,645 |
| A1930.4 Judgement and Claims | \$ - | \$ - | \$ - | \$ - |
| A9010.8 State Retirement System | \$ - | \$ - | \$ - | \$ - |
| A9025.8 Local Pension Fund | \$ 64,449 | \$ 66,400 | \$ 64,502 | \$ 64,502 |
| A9030.8 Social Security | \$ 1,897 | \$ 2,407 | \$ 2,452 | \$ 2,452 |
| A9040.8 Worker's Compensation | \$ 10,738 | \$ 11,275 | \$ 11,500 | \$ 11,500 |
| A9050.8 Unemployment Insurance | \$ - | \$ - | \$ - | \$ - |
| A9060.8 Hospital, Medical and Accident Insurance | \$ 8,622 | \$ 8,500 | \$ 8,350 | \$ 8,350 |
| A9085.8 Supp. Benefit Payments to Disabled Firefighters | \$ - | \$ - | \$ - | \$ - |
| A9710.6 Redemption of Bonds | \$ 130,000 | \$ 130,000 | \$ 130,000 | \$ 130,000 |
| A97__6 Redemption of Notes | \$ - | \$ - | \$ - | \$ - |
| A9710.7 Interest on Bonds | \$ 16,244 | \$ 13,644 | \$ 11,044 | \$ 11,044 |
| A97__7 Interest on Notes | \$ - | \$ - | \$ - | \$ - |
| A9901.9 Transfer to Other Funds | \$ 207,000 | \$ 180,500 | \$ 185,555 | \$ 185,555 |
| Totals | \$ 634,106 | \$ 621,086 | \$ 634,948 | \$ 634,948 ** |

** Transfer to Budget Summary, page 18

REVENUES

| | Actual Revenues 2019 | Budget As Modified 2020 | Preliminary Estimate 2021 | Adopted Budget 2021 |
|---|----------------------------|-------------------------------|---------------------------------|---------------------------|
| A2262 Fire Protection and Other Services to Other Districts and Governments | \$ - | \$ - | \$ - | \$ - |
| A2401 Interest and Earnings | \$ 2,267 | \$ 500 | \$ 400 | \$ 400 |
| A2410 Rentals | \$ 100 | \$ - | \$ - | \$ - |
| A2660 Sales of Assets | \$ - | \$ - | \$ - | \$ - |
| A2701 Refunds of Expenditures | \$ 4,649 | \$ - | \$ - | \$ - |
| A2705 Gifts and Donations | \$ - | \$ - | \$ - | \$ - |
| A2770 Miscellaneous (Specify) Insurance Claim | \$ - | \$ - | \$ - | \$ - |
| CME Reimbursement | \$ - | \$ 2,000 | \$ 600 | \$ 600 |
| | \$ - | \$ - | \$ 600 | \$ 600 |
| A3389 State Aid, Other Public Safety (specify) NYS Forestry Grant | \$ - | \$ - | \$ - | \$ - |
| A4389 Federal Aid, Other Public Safety (specify) | \$ - | \$ - | \$ - | \$ - |
| A5031 Interfund Transfers Capital Fund | \$ - | \$ - | \$ - | \$ - |
| Totals | \$ 7,016 | \$ 2,500 | \$ 1,000 | \$ 1,000 ** |

** Transfer to Page 18

Worksheet for 2021 Budget

A3410.1 Personal Services:

| | |
|--------------------|--------------|
| Treasurer | \$ 8,020.00 |
| Secretary / RMO | \$ 3,730.00 |
| District Manager | \$ 11,500.00 |
| Deputy Treasurer | \$ 2,100.00 |
| Janitors | \$ 2,000.00 |
| Clerk to the Chief | \$ 4,700.00 |

Total Personal Services \$ 32,050.00

Note: Identify each position or category of positions (ie, Secretary, Treasurer, etc)

A3410.2 Equipment

| | |
|-----------------------|--------------|
| EMS Supplies | \$ 1,000.00 |
| Fire Police - Misc. | \$ 1,500.00 |
| Tools - Misc. | \$ 1,500.00 |
| Marsars Rescue Sled | \$ 3,000.00 |
| Rope Rescue Kit | \$ 5,000.00 |
| 2 1/2" Hose (100 ft) | \$ 700.00 |
| 1 3/4" Hose (200 ft) | \$ 950.00 |
| Turnout Gear (5 sets) | \$ 14,700.00 |
| Turnout Gear - Misc | \$ 3,500.00 |

Total Equipment \$ 31,850.00

Note: Identify each piece of equipment

Worksheet for 2021 Budget

A3410.4 Contractual Expenditures

Administrative

| | |
|------------------------------|-------------|
| Telephone/Internet Service | \$ 2,200.00 |
| Professional Services | \$ 5,500.00 |
| Commissioner's Conf & Travel | \$ 500.00 |
| Office Supplies | \$ 7,000.00 |

Utilities and Water

| | |
|--------------------------|-----------|
| Dry hydrant installation | \$ 500.00 |
|--------------------------|-----------|

Travel and Firefighter's Expenses

Other

| | |
|---------------------|--------------|
| Training | \$ 6,000.00 |
| Public Education | \$ 2,500.00 |
| Fitness Center | \$ 1,500.00 |
| Other Miscellaneous | \$ 6,000.00 |
| Contingency | \$ 10,000.00 |
| | |
| | |
| | |

Building

| | |
|-----------------------------|--------------|
| Janitorial Services | \$ 720.00 |
| Refuse Removal | \$ 2,200.00 |
| Snow Removal | \$ 10,000.00 |
| Lawn Care | \$ 9,500.00 |
| Building Maintenance | \$ 12,500.00 |
| Heat & Hot Water Fuel Oil | \$ 10,000.00 |
| Propane | \$ 3,800.00 |
| Electric | \$ 2,225.00 |
| Sewer Charge/Property Taxes | \$ 500.00 |

Fire Equipment & Alarm

| | |
|-----------------------|--------------|
| Vehicle Maintenance | \$ 20,000.00 |
| Equipment Maintenance | \$ 8,000.00 |
| Gasoline | \$ 3,500.00 |
| Diesel Fuel | \$ 2,500.00 |

Insurance

| | |
|----------------------------|--------------|
| Vehicle Liability | \$ 3,300.00 |
| Accident & Sickness | \$ 1,200.00 |
| Enhanced Cancer Disability | \$ 6,500.00 |
| Non-Exempt Insurance Total | \$ 19,500.00 |

Outside Fire Service

TOTAL CONTRACTUAL EXPENDITURES \$ 157,645.00

| Spending Limitation Calculation (Worksheet A) | | |
|--|-----------|---------------------|
| 2019 Assessed Valuation | \$ | 353,097,353 |
| 2019 Equalization Rate | | 93.00% |
| 2019 Full Valuation | \$ | 379,674,573 |
| Less 1 Million of Valuation | \$ | 1,000,000 |
| Excess Over 1st Million of full Valuation | \$ | 378,674,573 |
| Multiply Excess by 1Million (.001) | | 0.001 |
| Expenditure Permitted on full Val., Above 1st Mil. | \$ | 378,674.57 |
| Add Expend. Permitted on full Val. Below 1st Mil. | \$ | 2,000.00 |
| Statutory Spending Limitation | \$ | 380,674.57 |
| Add Spending Authorized by Voters in Excess of Statutory Spending Limit | | \$0.00 |
| Add Exclusions from Statutory Spending Limitation (See Worksheet B) | \$ | 456,952.59 |
| Sum of Statutory Spending Limitation, Excess Spending Authorized By Voters, & Exclusions | \$ | 837,627.16 |
| <u>Less Budget Appropriations</u> | \$ | 634,948.00 |
| Statutory Spending Limitation Margin | \$ | (202,679.16) |

| WORKSHEET B (to calculate Exempt Limit Total) | | |
|--|-----------|-------------------|
| Water & Hydrants | \$ | 500.00 |
| Fire Protection Contracts | | |
| Lease for Water | | |
| Bond Principal | \$ | 130,000.00 |
| Bond Interest | \$ | 11,043.76 |
| Bond Anticipation Notes | | |
| Capital Notes | | |
| Budget Notes | | |
| Interest on Tax Anticipation Notes | | |
| Firefighters Payroll | | |
| NYS Retirement Payment (Fireman's Benefit Fund) | \$ | 64,502.00 |
| Self Insurance Worker's Compensation | | |
| Total Insurance | \$ | 11,000.00 |
| Insurance Premium (Officers) | | |
| Accident Liability Insurance | \$ | 1,200.00 |
| Motor Vehicle Liability Insurance | \$ | 3,300.00 |
| Enhanced Cancer Disability Ins | \$ | 6,500.00 |
| VFBL | \$ | 11,500.00 |
| Disability Payments | | |
| Payroll | \$ | 32,050.00 |
| Social Security | \$ | 2,451.83 |
| Principial & Interest for New District | | |
| Payments of Awards | | |
| Appropriation to Reserve Fund(s) | \$ | 185,555.00 |
| Truck Capital Reserve | \$ | 133,500.00 |
| Construction, Recont & Repair of Fire House | \$ | 20,000.00 |
| Purchase and Repair of Major Equipment - Reserve | \$ | 1,055.00 |
| Communications - Reserve | \$ | - |
| SCBA - Reserve | \$ | 31,000.00 |
| Unemployment Insurance | | |
| Revenue From Fire Protection Contract | | |
| Gift Proceeds | | |
| Insurance Claims Checks | | |
| Proceeds of Bonds | | |
| Premium From Note Sale | | |
| Capital Gains | | |
| Medical (Physicals, Shots) | \$ | 8,350.00 |
| Total Exempt Amount | \$ | 456,952.59 |

2020 Total Operating Funds

| Estimate of YE Fund Balance (as of 10/12/2020) | |
|--|---------------------------|
| Operating Funds (as of 9/30/2020) | \$193,465.46 |
| Less: Oct. 2020 Bill Warrant | \$ 10,856.05 |
| Available Operating Funds as of 10/12/202 | \$182,609.41 |
| Unexpended Budget (after Oct. Bill Warrant) | \$ 93,677.27 |
| Estimated CY 2020 YE Fund Balance | <u>\$88,932.15</u> |

10/21/2020

The Fire District of Averill Park No. 2 Tax Cap Form (FYE 12/31/2021) has been placed into Submitted

From: LGSAMonitoring@osc.ny.gov

To: "Robert Blaauw" <rblaauw@nycap.ny.com>, "LGSA Monitoring" <LGSAMonitoring@osc.ny.gov>

Cc:

Bcc:

Priority: Normal

Date: Tuesday October 20 2020 7:36:27PM

The Fire District of Averill Park No. 2 Tax Cap Form (FYE 12/31/2021) has been placed into Submitted

The status of the Tax Cap Form for Fire District of Averill Park No. 2, fiscal year ending 12/31/2021, has been changed to Submitted.

If you have questions about this correspondence, please email LGSAMonitoring@osc.ny.gov.

SAND LAKE FIRE DISTRICT #3
2020 BUDGET SUMMARY

(Taborton)

Total Appropriations (from page 13)

\$ 112,783

Less:

Estimated Revenues (from page 14)

\$ 500.

Estimated Assigned Appropriated
Fund Balance

1,653

Amount to be Raised by Real Property Taxes

\$ 110,630

TAX APPORTIONMENT

(to be used when fire district is in more than one town) .

| Town | Assessed Valuation (AV) | Equilization Rate (ER) | Full Valuation (AV+ER) | Total Full Valuation Percentage (1)÷(2) | Apportioned Tax = (3) x Real Property Tax to be Raised |
|--------------|-------------------------|------------------------|------------------------|---|--|
| | | % | (1) | _____%(3) | \$ _____ |
| | | % | (1) | _____%(3) | _____ |
| | | % | (1) | _____%(3) | _____ |
| Total | | | (2) | ____100% | \$ _____ * |

* Must agree with Budget Summary "Amount to be Raised by Real Property Taxes".

| <u>Town</u> | <u>Apportioned Tax</u> |
|--------------------------|------------------------|
| _____ | \$ _____ |
| _____ | _____ |
| _____ | _____ |
| Total Apportioned | \$ _____ |

I certify that the estimates were approved by the fire commissioners on

October 20, 2020

(Date)

RECEIVED

OCT 21 2020

BARBARA HANSEN
TOWN CLERK

Julie Ernst
Fire District Secretary

NOTE: File two certified copies of the adopted budget with the Town Budget Officer by November 7.

Sand Lake FIRE DISTRICT # 3 - TABERTON

2021 BUDGET SUMMARY

Total Appropriations (from page 13) \$ 112,783

Less:

Estimated Revenues (from page 14) \$ 1,250

Estimated Assigned Appropriated
Fund Balance 1,653

2020 carryover

Amount to be Raised by Real Property Taxes \$ 109,880

TAX APPORTIONMENT

(to be used when fire district is in more than one town)

| Town | Assessed Valuation (AV) | Equilization Rate (ER) | Full Valuation (AV+ER) | Total Full Valuation Percentage (1)÷(2) | Apportioned Tax = (3) x Real Property Tax to be Raised |
|-------|-------------------------|------------------------|------------------------|---|--|
| | | % | (1) | _____%(3) | \$ _____ |
| | | % | (1) | _____%(3) | _____ |
| | | % | (1) | _____%(3) | _____ |
| Total | | | (2) | 100% | \$ _____ * |

* Must agree with Budget Summary "Amount to be Raised by Real Property Taxes".

| | |
|-------------------|------------------------|
| <u>Town</u> | <u>Apportioned Tax</u> |
| _____ | \$ _____ |
| _____ | _____ |
| _____ | _____ |
| _____ | _____ |
| Total Apportioned | \$ _____ |

I certify that the estimates were approved by the fire commissioners on Sept. 14, 2020 (Date)

Yuki Christ
Fire District Secretary

NOTE: File two certified copies of the adopted budget with the Town Budget Officer by November 7.

APPROPRIATIONS

| | Actual Expenditures 20 <u>20</u> | Budget as Modified 20 <u>20</u> | Preliminary Estimate 20 <u>21</u> | Adopted Budget 20 <u> </u> |
|--|--|---------------------------------------|---|-----------------------------------|
| Salary - Treasurer | \$ 22,833 | \$ 22,833 | \$ 23,294 | \$ _____ |
| Salary - Other | 22,833 | 22,833 | 23,294 | _____ |
| Other Personal Services | 0 | _____ | 0 | _____ |
| A3410.1 Total Personal Services | \$ 45,666 | \$ _____ | \$ 46,588 | \$ _____ |
| A3410.2 Equipment | 10,000 | _____ | 10,000 | _____ |
| A3410.4 Contractual Expenditures | 35,828 | _____ | 40,375 | _____ |
| A1930.4 Judgments and Claims | 0 | _____ | 0 | _____ |
| A9010.8 State Retirement System | 0 | _____ | 0 | _____ |
| A9025.8 Local Pension Fund | 0 | _____ | 0 | _____ |
| A9030.8 Social Security | 0 | _____ | 0 | _____ |
| A9040.8 Workers' Compensation | 6,476 | _____ | 6,781 | _____ |
| A9050.8 Unemployment Insurance | 0 | _____ | 0 | _____ |
| A9060.8 Hospital, Medical and Accident Insurance | 9,770 | _____ | 9,747 | _____ |
| A9085.8 Supp. Benefit Payments to Disabled Firefighters | 0 | _____ | 0 | _____ |
| A9710.6 Redemption of Bonds | 13,000 | _____ | 13,000 | _____ |
| A97__6 Redemption of Notes | 0 | _____ | 0 | _____ |
| A9710.7 Interest on Bonds | 1,833 | _____ | 1,222 | _____ |
| A97__7 Interest on Notes | 0 | _____ | 0 | _____ |
| A9901.9 Transfer to Other Funds | 27,000 | _____ | 27,000 | _____ |
| Totals | \$ 109,173 | _____ | 112,783 | _____* |

* Transfer to Budget Summary, page 12

ESTIMATED REVENUES

| | Actual Revenues 20__ | Budget as Modified 20__ | Preliminary Estimate 20 <u>21</u> | Adopted Budget 20__ |
|--|----------------------------|-------------------------------|---|---------------------------|
| A2262 Fire Protection and Other Services to Other Districts and Governments | \$ _____ | \$ _____ | \$ _____ | \$ _____ |
| A2401 Interest and Earnings | _____ | _____ | 500.00 1,250 | _____ |
| A2410 Rentals | _____ | _____ | _____ | _____ |
| A2660 Sales of Assets | _____ | _____ | _____ | _____ |
| A2701 Refunds of Expenditures | _____ | _____ | _____ | _____ |
| A2705 Gifts and Donations | _____ | _____ | _____ | _____ |
| Miscellaneous (specify) | _____ | _____ | _____ | _____ |
| A2770 _____ | _____ | _____ | _____ | _____ |
| A2770 _____ | _____ | _____ | _____ | _____ |
| A3389 State Aid, Other Public Safety (specify) | _____ | _____ | _____ | _____ |
| A4389 Federal Aid, Other Public Safety (specify) | _____ | _____ | _____ | _____ |
| A5031 Interfund Transfers 2020 Carryover | _____ | _____ | 1653 | _____ |
| Totals | \$ _____ | \$ _____ | \$ 2903 1153 | \$ _____ * |

* Transfer to Budget Summary, page 12

FIRE DISTRICTS WORKSHEET A SLFD # 3 2021
 COMPUTATION OF STATUTORY SPENDING LIMITATION

Divide the assessed valuation of the real property subject to taxation by the fire district as shown on each assessment roll for the district completed in the second calendar year prior to that in which the expenditures are to be made, by the town equalization rate established for each roll by the State Office of Real Property Services.

(Example: For budget prepared in year 2 (current year) and taxes to be raised and expended in year 3 (next year), use assessment roll completed in year 1 (last year) divided by the town equalization rate established for this assessment roll. Note: A different equalization rate is established for each year's assessment roll.)

| Town | Assessed Valuations (AV) | Equalization Rates (ER) | Full Valuations (AV/ER) |
|---|------------------------------|-------------------------|-------------------------|
| SLFD #3 | \$ 63,579,890 | % 100 | \$ 63,579,890 |
| | \$ | % | |
| | \$ | % | |
| | Total Full Valuations | | \$ 63,579,890 |
| Less First Million of Full Valuation | | | 1,000,000 |
| Excess Over First Million of Full Valuation | | | \$ 62,579,890 |
| Multiply Excess by One Mill | | | x .001 |
| Expenditures Permitted on Full Valuation Above \$1,000,000 | | | \$ 62,579 |
| Add Expenditures Permitted on Full Valuation Below First \$1,000,000 | | | 2,000 |
| Statutory Spending Limitation for 20____ (year 2) | | | \$ 64,579 |
| Add Exclusions from Statutory Spending Limitation (Town Law, Section 176(18) (from Worksheet B) | | | 63,408 |
| Add Spending Authorized by Voters in Excess of Statutory Spending Limitation (Town Law, Section 179) (Proposition Adopted on_____) | | | 0 |
| Sum of Statutory Spending Limitation, Exclusions and Excess Spending Authorized by Voters | | | \$ 127,987 |
| Less Budget Appropriations | | | 109,880 110,630 |
| Statutory Spending Limitation Margin | | | \$ 18,107 |

~~17.3~~ 17.3 \$7.00

FIRE DISTRICTS WORKSHEET B SLFD # 3, 2021

EXCLUSIONS FROM STATUTORY SPENDING LIMITATION

| | | |
|----|--|-----------|
| 1 | Payments under contracts made pursuant to subdivisions 12 and 22 of Section 176 of the Town Law: Subdivision 12 - A contract for a supply of water and for furnishing, erecting, maintaining, caring for and replacing fire hydrants. | \$ 0 |
| | Subdivision 22 - A contract for furnishing fire protection within the fire district, including emergency services and general ambulance services. | 0 |
| 2 | Payments under a lease to provide a supply of water for fire fighting purposes made pursuant to Subdivision 12-a of Section 176 of the Town Law. | 0 |
| 3 | Principal and interest on bonds, bond anticipation notes, capital notes and certain budget notes, and interest on certain tax anticipation notes. | 14,222 |
| 4 | Compensation of paid fire district officers, fire department officers, firefighters and other paid personnel of the fire department, including fringe benefits. | 4,658 |
| 5 | District's contribution to the New York State and Local Employees' Retirement System and the New York State and Local Police and Fire Retirement System. | 0 |
| 6 | Payments made when participating in a county self-insurance plan under the Workers' Compensation Law. | 6,781 |
| 7 | Insurance premiums and any payments required as a self-insurer, pursuant to Volunteer Firefighters' Benefit Law and Workers' Compensation Law, less the amount of certain recoveries of benefits and compensation. | 0 |
| 8 | Payment required annually to fund service awards to volunteer firefighters made pursuant to Article 11-A of the General Municipal Law. | 0 |
| 9 | Cost of blanket accident insurance to insure volunteer firefighters against injury or death resulting from bodily injuries suffered in the performance of their duties. | 9,747 |
| 10 | Certain payments for the care and treatment of paid firefighters for disabilities incurred in performance of duty. | 0 |
| 11 | District's contributions for Social Security. | 0 |
| | Subtotal to carry forward (to next page) | \$ 35,408 |

FIRE DISTRICTS WORKSHEET B
EXCLUSIONS FROM STATUTORY SPENDING LIMITATION

| | | |
|--|--|-----------|
| | Subtotal carried forward: (from previous page) | \$ 35,408 |
| 12 | Payment of principal and interest on tax anticipation notes for new fire districts. | 0 |
| 13 | Payment of compromised claims and judgments under Subdivisions 28 and 30 of §176 of the Town Law. | 0 |
| 14 | Cost of insurance secured to indemnify the fire district against liability arising out of ownership, use or operation of a motor vehicle owned by the fire district | 1129 |
| 15 | Payment of monetary awards to individuals pursuant to Subdivision 31 of §176 of the Town Law. | 0 |
| 16 | Cost of fuel for the fire district's emergency vehicles, including fuel tax carryovers. | 1,000 |
| 17 | Cost of annual independent audits required by Section 181-b (formerly Section 181-a) of the Town Law for fire districts with revenues of \$300,000 or more. | 0 |
| 18 | Appropriations to, or expenditures from, most reserve funds established pursuant to the General Municipal Law. | 27,000 |
| 19 | District's contribution to the State's unemployment insurance fund for paid officers and employees | 0 |
| 20 | Amounts received from fire protection, emergency reserve and general ambulance contracts | 0 |
| 21 | Use of gift proceeds. | 0 |
| 22 | Use of insurance proceeds received for the loss, theft, damage or destruction of real or personal property - when applied to repair or replace such property. | 0 |
| 23 | Use of premiums from the sale of district obligations, the unexpended portion of the proceeds of fire district obligations, and the income (interest) and capital gains realized on the temporary investment of the proceeds of district obligations. | 0 |
| 24 | District's cost of insurance to indemnify the fire district against liability for benefits required to be paid or furnished pursuant to the enhanced cancer disability benefit established pursuant to General Municipal Law (GML) Section 205-cc, or for the payment of benefits required to be paid or furnished pursuant to GML Section 205-cc by a fire district which is a self-insurer under such law. | 0 |
| Total Exclusions from Statutory Spending Limitation (to Worksheet A) | | \$ 63,408 |

FIRE DISTRICTS WORKSHEET C
OTHER EXCLUSIONS FROM STATUTORY SPENDING LIMITATION
BORROWING AND RESERVE FUNDS

| | | |
|----|---|-----------------|
| 1) | Use of the proceeds of bonds, bond anticipation notes, capital notes or certain budget notes. | \$ 0 |
| 2) | Expenditures from most reserve funds established pursuant to the General Municipal Law. | \$ 0 |
| 3) | Use of premiums from the sale of obligations, the unexpended portion of the proceeds of fire district obligations, and the income and capital gains from the investment of the proceeds of obligations. | \$ 0 |

NOTE: The items shown above also represent exclusions from the statutory spending limitation. However, the amounts associated with these items may not be available at budget preparation time. Therefore, this worksheet should be used during the fiscal year and at year's end to help determine if your district has stayed within legal requirements.

LEGAL NOTICE OF PUBLIC HEARING ON THE BUDGET

&

NOTICE OF SPECIAL MEETING TO VOTE ON BUDGET

NOTICE IS HEREBY GIVEN that the Proposed 2021 Budget of the Sand Lake Fire District #3 (Taborton) of the Town of Sand Lake, State of New York, will be presented to the Board of Fire Commissioners of the Sand Lake Fire District #3 (Taborton), for its consideration.

A PUBLIC HEARING will be held at 7:00 p.m. at the Taborton Fire Hall, 861 Taborton Rd., Sand Lake, New York 12153, in the Town of Sand Lake, State of New York on the 20th day of October, 2020. (The Budget hearing must be held annually on the third Tuesday in October.)

Pursuant to Town Law §181.3(a), the Board of Fire Commissioners must hold a public hearing on the budget, make the proposed budget available to the public prior to the public hearing, allow the public to comment on the budget at the public hearing. This public hearing must be held to allow maximum public participation in the hearing.

The purpose of the public hearing is to allow any person to be heard in favor of or against the proposed budget as it is submitted, or for or against any item or items contained in the proposed budget, and hearing all persons interested in the subject concerning same.

That a copy of the proposed budget is available at the Office of the Town Clerk of the Town of Sand Lake at 8428 NY Rte. 66, Averill Park, NY 12018 and Fire District Secretary at 861 Taborton Rd., Sand Lake, NY 12153 where it may be inspected by any interested person during office hours Town Clerk: Mon., Tues., Thurs., Fri. 9AM – 4PM, Wed. 9AM – 6PM & Sat. 9AM – 12 Noon. Fire District Secretary by appointment, call 518-674-5370.

NOTICE IS ALSO HEREBY GIVEN that the Sand Lake Fire District #3 Board of Commissioners will hold a special meeting immediately following the public budget hearing to adopt the 2021 budget.

Dated: October 8, 2020

Board of Fire Commissioners
Sand Lake Fire District #3
861 Taborton Rd.
PO Box 221
Sand Lake, NY 12153

RECEIVED

West Sand Lake Fire District 2021 FINAL BUDGET

BARBARA [unclear]
TOWN CLERK

| | | |
|--|----------------|-------------------------|
| Total Appropriations | | <u>\$768,450</u> |
| LESS: | | |
| Estimated Revenues | <u>\$1,500</u> | |
| Estimated Prior Years Unexpended Balance | <u>0</u> | |
| | | <u>\$1,500</u> |
| Amount to be Raised by Real Property Taxes | | <u><u>\$766,950</u></u> |

TAX APPORTIONMENT

(To be used when fire district is in more than one town)

(Computation on Page 4)

| <u>Town</u> | <u>Apportioned Tax</u> |
|-------------------|-------------------------|
| Sand Lake | <u>\$766,950</u> |
| _____ | _____ |
| _____ | _____ |
| Total Apportioned | <u><u>\$766,950</u></u> |

I certify that the Estimates were approved by the fire commissioners on:

10/30/20



Fire District Secretary

| change columns | | Actual Expenditures 2019 | Budget As Modified 2020 | Adopted Budget 2021 |
|------------------|---|--------------------------------|-------------------------------|---------------------------|
| Salary-Treasurer | | \$10,965 | \$11,077 | \$11,533 |
| Secretary | | \$15,000 | \$15,000 | \$20,000 |
| Janitor | | \$4,800 | \$4,800 | \$5,000 |
| A3410.1* | Total Personal Services | \$30,765 | \$30,877 | \$36,533 |
| A3410.2 | Equipment | \$78,200 | \$84,200 | \$112,700 |
| A3410.4 | Contractual Expenditures | \$328,200 | \$330,400 | \$341,217 |
| A1930.4 | Judgments & Claims | \$0 | \$0 | \$0 |
| A9010.8 | State Retirement System | \$0 | \$0 | \$0 |
| A9030.8 | Soc. Security | \$3,000 | \$3,000 | \$3,000 |
| A9040.8 | Workers' Compensation | \$40,000 | \$40,000 | \$25,000 |
| A9050.8 | Unemployment Insurance | \$0 | \$0 | \$0 |
| A9060.8 | Hospital, Medical & Accident Ins. | \$0 | \$0 | \$0 |
| A9085.8 | Supp. Benefit Payments to Dis- abled Firefighters | \$0 | \$0 | \$0 |
| A9710.6 | Redemption of Bonds | \$0 | \$0 | \$0 |
| A97___.6 | Redemption of Notes | \$0 | \$0 | \$0 |
| A9710.7 | interest on Bonds | \$0 | \$0 | \$0 |
| A97___.7 | Interest on Notes | \$0 | \$0 | \$0 |
| A9901.9 | Transfer to Reserve Fund | \$250,000 | \$250,000 | \$250,000 |
| A9950.9 | Transfer to Capital Fund | \$0 | \$0 | \$0 |
| | Totals: | \$730,165 | \$738,477 | \$768,450 |

**WORKSHEET (Continued)
APPROPRIATIONS**

A3410.4 CONTRACTUAL EXPENDITURES

Administrative

| | |
|---------------------------|---------|
| Association Dues | \$1,400 |
| Bank Charges | \$50 |
| Dues/Memberships | \$1,000 |
| Election Tellers | \$225 |
| Software Subscriptions | \$9,000 |
| Publication of Notices | \$1,275 |
| Web Hosting | \$150 |
| Office Supplies/Equip | \$5,000 |
| Outside Audit/LOSAP Audit | \$8,500 |
| Legal Services | \$2,500 |
| Postage | \$500 |
| | |
| | |
| | |
| | |
| | |
| | |

Building

| | |
|------------------------------|----------|
| Fire Hall Prev. Maint. | \$750 |
| Garages Prev. Maint. | \$500 |
| Station Preventative Maint. | \$6,000 |
| Lawn Service | \$12,000 |
| Snow Removal | \$10,000 |
| Building Repairs (all bldgs) | \$10,000 |
| Custodial Supplies | \$2,000 |
| Pest Control | \$3,000 |

Fire Equipment

| | |
|-------------------------------|----------|
| Firematic Preventative Maint. | \$15,500 |
| Repairs to Vehicles & Equip | \$55,000 |
| Motor Fuel | \$7,000 |

Utilities and Water

| | |
|-----------------|---------|
| Heating Oil | \$6,000 |
| Natural Gas | \$5,000 |
| Propane | \$1,250 |
| Dump/Med Waste | \$1,500 |
| Cellular Phones | \$4,000 |
| | |
| | |
| | |
| | |
| | |
| | |

Insurance

| | |
|--------------------------|----------|
| Accident/Sickness | |
| Liability & Bond Ins. | \$40,000 |
| Motor Vehicles | |
| Umbrella Ins. | |
| Property Ins. | |
| Disability Ins. | |
| Cancer Insurance Mandate | \$6,767 |

Other

| | |
|----------------|----------|
| Physicals | \$11,000 |
| Service Awards | \$50,000 |
| Miscellaneous | |
| | |
| | |
| | |
| | |
| | |
| | |
| | |

Travel and Firefighters Expenses

| | |
|----------------------|----------|
| Conventions | \$4,000 |
| Other Travel | \$0 |
| Firematic Training | \$10,000 |
| Fire Prevention Week | \$3,000 |
| Fitness Training | \$7,000 |
| EMS Supplies | \$7,500 |
| Firematic Supplies | \$6,000 |
| Rehab Expense | \$1,250 |
| COVID Expenses | \$6,000 |

Grand Total \$341,217

**Fire Districts
Worksheet A
Computation of Statutory Spending Limitation**

Divide the assessed valuation of the real property subject to taxation by the fire district as shown on each assessment roll for the district completed in the second calendar year prior to that in which the expenditures are to be made, by the town equalization rate established for each roll by the State Board of Equalization at Assessment.

(Example: For budget prepared in year 2 (current year) and taxes to be raised and expended in year 3 (next year), use assessed valuation of year 1 (last year) divided by the town equalization rate established for this assessed valuation.)

| Town | Assessed Valuation (AV) | Equalization Rates (ER) | Full Valuation (AV - ER) |
|--|----------------------------|----------------------------|-----------------------------|
| Sand Lake | 366,557,209 | 1.00 | 366,557,209 |
| | | | |
| | | | |
| Total Full Valuation | | | <u>\$366,557,209.00</u> |
| Less First Million of Full Valuation | | | <u>\$1,000,000</u> |
| Excess Over First Million of Full Valuation | | | <u>\$365,557,209</u> |
| Multiply Excess by One Million | | | <u>0.001</u> |
| Expenditures Permitted on Full Valuation Above \$1,000,000 | | | <u>\$365,557.21</u> |
| Add Expenditure Permitted on Full Valuation Below First \$1,000,000 | | | <u>\$2,000</u> |
| Statutory Spending Limitation for 2021 | | | <u>\$367,557</u> |
| Add Exclusions from Statutory Spending Limitation (Town Law, 176(18) (From Worksheet B) | | | <u>\$399,750</u> |
| Add Spending Authorized by Voters in Excess of Statutory Spending Limitation (Town Law 179) (Proposition Adopted on _____) | | | <u>\$0</u> |
| Sum of Statutory Spending Limitation, Exclusions, and Excess Spending Authorized by Voters | | | <u>\$767,307</u> |
| Less Budget Appropriations | | | <u>\$768,450</u> |
| Statutory Spending Limitation Margin | | | <u><u>-\$1,143</u></u> |

| | |
|---|-------------------------|
| Brought Forward | <u>\$72,500</u> |
| 9) Certain payments for the care and treatment of paid fire-fighters for disabilities incurred in performance of duty. | <u>\$0</u> |
| 10) The District's contributions for Social Security | <u>\$3,000</u> |
| 11) Payment of principal and interest on tax anticipation notes for newly created fire districts. | <u>\$0</u> |
| 12) The payment of compromised claims and judgments under Subdivisions 28 and 30 of 176. | <u>\$0</u> |
| 13) The cost of insurance secured to indemnify the fire district against liability arising out of ownership, use and operation of a motor vehicle owned by the fire district. | <u>\$15,500</u> |
| 14) The payment of monetary awards to individuals pursuant to Subdivision 31 of 176 | <u>\$0</u> |
| 15) Appropriations to reserve funds established pursuant to General Municipal Law. | <u>\$250,000</u> |
| 16) The district's contribution to the State's unemployment insurance fund for paid officers and employees. | <u>\$250</u> |
| 17) The amounts received from fire protection contracts. | <u>\$0</u> |
| 18) The use of the proceeds of a gift. | <u>\$0</u> |
| 19) The use of insurance proceeds received for the loss, theft, damage or destruction of real or personal property - when applied to repair or replace such property. | <u>\$0</u> |
| 20) The payment required annually to fund service awards to volunteer firefighters made pursuant to Article 11-A of the General Municipal Law. | <u>\$50,000</u> |
| 21) Audit Expenses | <u>\$8,500</u> |
| Total Exclusions from Statutory Spending Limitation to (Worksheet A) | <u><u>\$399,750</u></u> |